

Алматы (7273)495-231
Ангарск (3955)60-70-56
Архангельск (8182)63-90-72
Астрахань (8512)99-46-04
Барнаул (3852)73-04-60
Белгород (4722)40-23-64
Благовещенск (4162)22-76-07
Брянск (4832)59-03-52
Владивосток (423)249-28-31
Владикавказ (8672)28-90-48
Владимир (4922) 49-43-18
Волгоград (844)278-03-48
Вологда (8172)26-41-59
Воронеж (473)204-51-73
Екатеринбург (343)384-55-89

Ижевск (3412)26-03-58
Иваново (4932)77-34-06
Иркутск (395)279-98-46
Казань (843)206-01-48
Калининград (4012)72-03-81
Калуга (4842)92-23-67
Кемерово (3842)65-04-62
Киров (8332)68-02-04
Коломна (4966)23-41-49
Кострома (4942)77-07-48
Краснодар (861)203-40-90
Красноярск (391)204-63-61
Курск (4712)77-13-04
Курган (3522)50-90-47
Липецк (4742)52-20-81

Киргизия (996)312-96-26-47

Магнитогорск (3519)55-03-13
Москва (495)268-04-70
Мурманск (8152)59-64-93
Набережные Челны (8552)20-53-41
Нижний Новгород (831)429-08-12
Новокузнецк (3843)20-46-81
Ноябрьск (3496)41-32-12
Новосибирск (383)227-86-73
Омск (3812)21-46-40
Орел (4862)44-53-42
Оренбург (3532)37-68-04
Пенза (8412)22-31-16
Петрозаводск (8142)55-98-37
Псков (8112)59-10-37
Пермь (342)205-81-47

Россия (495)268-04-70

Ростов-на-Дону (863)308-18-15
Рязань (4912)46-61-64
Самара (846)206-03-16
Саранск (8342)22-96-24
Санкт-Петербург (812)309-46-40
Саратов (845)249-38-78
Севастополь (8692)22-31-93
Симферополь (3652)67-13-56
Смоленск (4812)29-41-54
Сочи (862)225-72-31
Ставрополь (8652)20-65-13
Сыктывкар (8212)25-95-17
Сургут (3462)77-98-35
Тамбов (4752)50-40-97
Тверь (4822)63-31-35

Казахстан (772)734-952-31

Тольяти (8482)63-91-07
Томск (3822)98-41-53
Тула (4872)33-79-87
Тюмень (3452)66-21-18
Улан-Удэ (3012)59-97-51
Ульяновск (8422)24-23-59
Уфа (347)229-48-12
Хабаровск (4212)92-98-04
Чебоксары (8352)28-53-07
Челябинск (351)202-03-61
Череповец (8202)49-02-64
Чита (3022)38-34-83
Якутск (4112)23-90-97
Ярославль (4852)69-52-93

<https://retsch.nt-rt.ru> || rha@nt-rt.ru

КАТАЛОГ

MILLING | SIEVING | ASSISTING



Integrated Solutions

We see ourselves as solution providers. In addition to our extensive product program we offer competent application support and technical assistance.

Application Consulting

For us professional customer service is about offering individual and specific advice, by phone or on-site in our application laboratories worldwide. Our application experts process and measure your samples free-of-charge and provide a recommendation for the most suitable method and instrument. Finally, we offer free application consultations at your doorstep with our fully equipped laboratory bus.

Seminars, Webinars and Workshops

Alone or with renowned partners in the laboratory industry we regularly offer seminars and workshops about different aspects of sample preparation, particle measurement and analytics. Visit our website for current dates and online registration.

Customer Magazine "the sample"

RETSCH's popular customer magazine "the sample" provides readers with the latest information about products, applications, seminars and campaigns. Detailed articles provide insight into the particularities of sample preparation and particle analysis and provide valuable tips and tricks.



Product Information

In addition to features, technical data and order information, a whole range of useful documents and files can be downloaded. Moreover, it is possible to request a quote for each product and all the accessories listed on the website.

Application Database

Our application specialists process and characterize a large number of customer samples every day. The most interesting results are collected in an online database which currently contains more than 2,000 test reports. The application database is an excellent tool for a first impression as to which instrument may be suitable for a particular application or sample material.

1915

The company is founded by F. Kurt Retsch in Duesseldorf.



1923

F. Kurt Retsch develops and patents a mortar grinder which becomes known as the RETSCH Mill and is synonymous with the concept of easier and better laboratory work.



1952

Engineer Dirk Sijssling assumes management responsibility for F. Kurt Retsch KG. The production of laboratory equipment gains more and more importance.



1959

RETSCH extends the product line with sieve shakers, sample dividers and magnetic stirrers. More space is required for production, leading to the move of the company into larger premises in Haan.



1963

RETSCH intensifies its cooperation with universities and institutes to ensure their equipment is always up to the latest technological standards. By the end of the sixties, the export share has increased to 35%.

1976

The company moves to a new expanded location in Haan.

1989

RETSCH becomes part of the Dutch VERDER group and gradually manages the transition from a family business to an international company.

as of 1993

Subsidiaries in the US, China, Japan, India, France, Italy, Benelux, Russia, UK and Thailand ensure RETSCH's direct presence in the major economies of the world.



1998

Foundation of RETSCH TECHNOLOGY.

2012

RETSCH moves to new headquarters in Haan.

2014

Market launch of the revolutionary High Energy Ball Mill Emax.

2015

RETSCH celebrates its 100th anniversary.

2019

Market launch of the new MM 500, the perfect combination of Mixer Mill and Planetary Ball Mill.



At a glance

Product News

NEW

This icon marks our product news

Milling

130 mm
5 mm*

Maximum feed size and final fineness



This mill is suitable for cryogenic grinding



Cyclone for improved material discharge and additional cooling

Sieving

25 mm
20 µm

Measuring range of sieve shakers / particle analyzers



Suitable for wet sieving / for measuring suspensions



Suitable for dry sieving / for measuring dry samples



This instrument can be used with the EasySieve software



CAL

This instrument can be calibrated

General



This instrument is CE compliant



Milling

Page **12**

About us	3
Service and Support	4
Selection Guide	10

Jaw Crushers

BB 50, BB 100, BB 200, BB 300	NEW 12
BB 250, BB 400, BB 500, BB 600	

Rotor Mills

Ultra Centrifugal Mill ZM 200	20
Rotor Beater Mill SR 300	24
Cross Beater Mill SK 300	26
Cyclone Mill TWISTER	28

Knife Mills

GRINDOMIX GM 200	30
GRINDOMIX GM 300	31

Cutting Mills

SM 100, SM 200, SM 300	34
SM 400	NEW 37

Mortar Grinder/Disc Mills

Mortar Grinder RM 200	40
Disc Mills DM 200, DM 400	42
Vibratory Disc Mill RS 200	44
Vibratory Disc Mill RS 300	NEW 45

Ball Mills

XRD-Mill McCrone	48
Mixer Mill CryoMill	50
Mixer Mills MM 200, MM 400	52
Mixer Mill MM 500	NEW 56
High Energy Ball Mill Emax	58

Planetary Ball Mills

PM 100, PM 100 CM, PM 200, PM 400, PM 400 MA	60
Drum Mill TM 300	NEW 64

Retsch App	NEW 66
Typical Applications	68
Key Facts on Size Reduction	82



Sieving

Page **92**

Vibratory Sieve Shakers

AS 200 basic, digit cA, control,	92
AS 300 control	94
AS 450 basic, control	95

Horizontal Sieve Shaker

AS 400 control	98
----------------	-----------

Tap Sieve Shaker

AS 200 tap	100
------------	------------

Air Jet Sieving Machine

AS 200 jet	102
------------	------------

Test Sieves and Accessories

	104
--	------------

Dynamic Particle Analyzers

CAMSIZER P4, CAMSIZER X2	106
--------------------------	------------

Static Image Analyzer

CAMSIZER M1	NEW 108
-------------	----------------

Key Facts on Sieving

	110
--	------------



Assisting

Page **122**

Sample Dividers

PT 100, PT 200	122
PT 300, PT 600	NEW 124
RT 6.5 – RT 75	125

Vibratory Feeder

DR 100	126
--------	------------

Rapid Dryer

TG 200	127
--------	------------

Pellet Presses

PP 25, PP 35, PP 40	128
---------------------	------------

Ultrasonic Baths

UR 1, UR 2, UR 3	129
------------------	------------

Testing Equipment

Bond Index Tester BT 100	130
--------------------------	------------

Index

	131
--	------------

Disclaimer

As RETSCH has a policy of continuous product development, improvements and changes will be made during the lifetime of this catalogue. RETSCH reserves the right to amend the specifications at any time and in any particular way without prior notice. If the dimensions or technical specification of a product in this catalogue are critical, it is important that RETSCH is contacted to confirm the details prior to order placement. Images in this catalogue may differ from the original and may contain accessories and optional equipment which are not part of the standard scope of delivery.





Milling

[Selection Guide](#) **10**

[Jaw Crushers](#) **12**

BB 50, BB 100, BB 200, BB 300,
BB 250, BB 400, BB 500, BB 600

[Rotor Mills](#) **20**

ZM 200, SR 300, SK 300, TWISTER

[Knife Mills](#) **30**

GRINDOMIX GM 200, GM 300

[Cutting Mills](#) **34**

SM 100, SM 200, SM 300, SM 400

[Mortar Grinder/Disc Mills](#) **40**

RM 200, DM 200, DM 400, RS 200, RS 300

[Ball Mills](#) **48**

XRD-Mill McCrone, CryoMill, MM 200,
MM 400, MM 500, Emax, PM 100, PM 100 CM,
PM 200, PM 400, PM 400 MA, TM 300

[Retsch App](#) **66**

[Typical Applications](#) **68**

[Key Facts on Size Reduction](#) **82**

Reproducible Sample Preparation for Reliable Analysis Results

A reliable and accurate analysis can only be guaranteed by reproducible sample preparation. The "art of milling and homogenization" is turning a laboratory sample into a representative part sample with homogeneous analytical fineness. For these tasks RETSCH offers a comprehensive range of the most modern mills and crushers for coarse, fine and ultra-fine size reduction of almost any material. The choice of grinding tools and accessories not only ensures contamination-free preparation of a wide range of materials but also the adaptation to the individual requirements of such different areas of application as construction materials, metallurgy, foodstuffs, pharmaceuticals or environment.

To find the best suited mill for a specific application, the following should be considered in advance:

- Quality/characteristics of sample (e.g. dry, tough, abrasive, fibrous, brittle, hard, soft, temperature-sensitive etc.)
- Feed size
- Required final fineness
- Sample volume
- Sample throughput
- Subsequent analysis (which type of contamination by abrasion of grinding tools is acceptable?)
- May the sample be dried or embrittled before grinding?

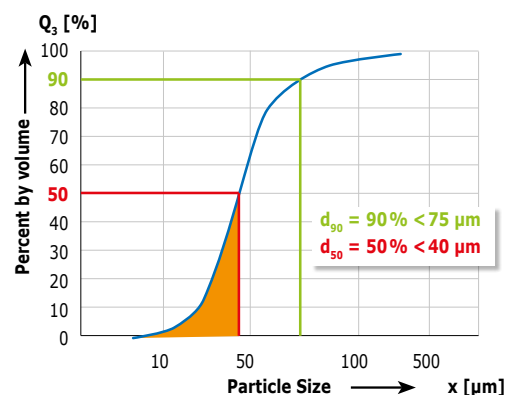


Depending on the quality of the material different size reduction principles are applied to obtain the required fineness. Hard-brittle materials, for example, are best comminuted with impact and friction, for example in a planetary ball mill. For soft and elastic materials, however, size reduction with knife or cutting mills is the most suitable method.

Large particles cannot always be ground to analytical fineness in one step. In some cases it is possible to carry out coarse and fine grinding in the same mill with different settings; in other cases two mills or crushers are required.

An essential rule of thumb for size reduction is to only grind the sample as fine as necessary and not as fine as possible.

Cumulative distribution of a bulk material



i The grind sizes indicated in this catalog relate to the d_{90} value which means that 90% of the sample has a particle size smaller or equal to that value. The exemplary graphic shows that the sample also contains considerably smaller particles. Generally, the achievable grind sizes depend on the sample characteristics and instrument configurations which means that different results may be obtained with apparently similar samples.

Selection Guide for Size Reduction Tools

The following selection guide gives an initial overview of the application areas of RETSCH mills and crushers. The selection of a suitable mill depends on the individual application.

Contact us to find the optimum solution for your application!

- suitable
- ◐ suitable to a limited extent
- not suitable

Jaw Crushers	Model	Feed size approx.	Final fineness approx.
Jaw Crusher	BB 50	40 mm	500 µm
Jaw Crusher	BB 100 / 200 / 300	50 / 90 / 130 mm	4 / 2 / 5 mm
Jaw Crusher	BB 250	120x90 mm	2 mm
Jaw Crusher	BB 400	220x90 mm	2 mm
Jaw Crusher	BB 500	110 mm	500 µm
Jaw Crusher	BB 600	350x170 mm	6 mm

Rotor Mills

Ultra Centrifugal Mill	ZM 200	10 mm	40 µm
Rotor Beater Mill	SR 300	25 mm	50 µm
Cross Beater Mill	SK 300	25 mm	100 µm
Cyclone Mill	TWISTER	10 mm	250 µm

Knife Mills

Knife Mill	GRINDOMIX GM 200	40 mm	300 µm
Knife Mill	GRINDOMIX GM 300	130 mm	300 µm

Cutting Mills

Cutting Mill	SM 100	80x60 mm	250 µm
Cutting Mill	SM 200 / 300	80x60 mm	250 µm
Cutting Mill	SM 400	170x220 mm	1 mm

Mortar Grinders/Disc Mills

Mortar Grinder	RM 200	8 mm	10 µm
Disc Mill	DM 200 / 400	20 mm	100 / 50 µm
Vibratory Disc Mill	RS 200	15 mm	20 µm
Vibratory Disc Mill	RS 300	20 mm	20 µm

Ball Mills

XRD-Mill	McCrone	500 µm	1 µm
Mixer Mill	CryoMill	8 mm	5 µm
Mixer Mill	MM 200	6 mm	10 µm
Mixer Mill	MM 400	8 mm	5 µm
Mixer Mill	MM 500	10 mm	100 nm
High Energy Ball Mill	Emax	5 mm	80 nm
Planetary Ball Mill	PM 100 / 100 CM / 200 / 400	10 / 10 / 4 / 10 mm	100 nm
Drum Mill	TM 300	20 mm	20 µm

Applications														
Construction materials	Soil, sewage sludge	Chemical products	Electronic waste	Feed stuff	Glass, ceramics	Wood, bones, paper	Coal, coke	Plastics, cable, rubber	Food	Leather, textiles	Minerals, ores, rocks	Pharmaceutical products	Plants, hay, straw	Secondary fuels

●	◐	◐	-	-	●	◐	●	-	-	-	●	-	-	-
●	◐	◐	-	-	●	-	●	-	-	-	●	-	-	-
●	◐	◐	-	-	●	-	●	-	-	-	●	-	-	-
●	◐	◐	-	-	●	-	●	-	-	-	●	-	-	-
●	◐	◐	-	-	●	-	●	-	-	-	●	-	-	-
●	◐	◐	-	-	●	-	●	-	-	-	●	-	-	-

◐	◐	●	●	●	-	●	●	●	●	●	◐	●	●	●
◐	◐	●	-	●	-	◐	◐	◐	◐	◐	◐	●	◐	-
◐	◐	◐	◐	◐	-	●	-	-	◐	●	◐	-	◐	-
-	-	-	-	●	-	-	-	-	●	-	-	◐	●	-

-	-	◐	-	●	-	-	-	-	●	-	-	●	◐	-
-	-	◐	-	●	-	-	-	-	●	-	-	●	◐	-

-	-	◐	◐	●	-	◐	◐	◐	●	●	-	◐	●	◐
-	-	◐	●	●	-	●	◐	●	●	●	-	◐	●	●
-	-	◐	●	●	-	●	◐	●	●	●	-	◐	●	●

●	●	●	-	-	●	◐	●	-	●	-	●	●	◐	-
●	●	◐	◐	◐	●	-	●	-	-	-	●	-	-	-
●	●	◐	◐	-	●	◐	●	-	-	-	●	◐	●	◐
●	●	◐	◐	-	●	◐	●	-	-	-	●	◐	●	◐

●	◐	●	-	-	●	-	◐	-	-	-	●	◐	◐	-
●	●	●	●	●	●	●	●	●	●	●	●	●	●	●
●	●	●	◐	●	●	●	●	◐	◐	●	●	◐	●	◐
●	●	●	●	●	●	●	●	●	●	●	●	●	●	●
●	●	●	●	●	●	●	●	●	●	●	●	●	●	●
●	●	●	●	◐	●	●	●	-	◐	◐	●	●	●	◐
●	●	●	●	◐	●	●	●	-	◐	◐	●	●	●	◐
●	●	●	●	◐	●	●	●	-	◐	◐	●	●	●	◐

i Please note:

The achieved final fineness depends on the sample material and instrument configurations which means that different results may be obtained with apparently similar samples.

Jaw Crushers – Powerhouses in the Lab

For coarse and primary size reduction of medium-hard, hard, brittle and tough products RETSCH offers a comprehensive portfolio of jaw crushers, covering a wide range of feed sizes.

BB 50 – Powerful and Compact Benchtop Model

The BB 50 is the smallest model of the RETSCH jaw crusher series and has been specially designed for crushing smaller sample volumes with a maximum feed size of 40 mm. The final fineness is defined by the digital gap width setting and is often achieved in one go. The BB 50 features zero-point adjustment for wear compensation and maximum reproducibility. With its compact footprint this unique jaw crusher fits on any laboratory bench.

The variable speed may be set digitally from 550 to 950 min⁻¹ to adapt the crushing process to the sample requirements. The possibility to reverse the rotating direction is helpful if too much sample material has been fed to the crusher causing it to block. Due to a frequency converter the motor starts with enough power to achieve the maximum speed in a very short time.

A Belleville spring washer and intelligent monitoring electronics protect the jaw crusher against overloading. Due to permanently lubricated bearings and its solid design, the BB 50 is dust-tight and virtually maintenance-free.



40 mm
500 µm



Laboratory Scale
Pre-Crushing

Jaw Crusher BB 50

Benefits

- High final fineness ($d_{90} < 500 \mu\text{m}$)*
- Compact benchtop instrument
- Digital setting of speed from 550 to 950 min⁻¹
- Breaking jaws in 5 different materials
- Permanent lubrication and wearout notification
- Reversal of rotating direction possible

*

Superiority in Detail



Easy removal of the crushing arm without tools



Digital speed setting and display of gap width



Large collecting receptacle (3 liters) with optional lid

BB 100, BB 200, BB 300 – Robust and Versatile Floor Models

Robust design, simple handling and cleaning are the features of the BB 100, BB 200 and BB 300 models. For small amounts of sample the jaw crushers can be used batchwise; for larger amounts they can be operated continuously. Thanks to convincing technical and safety features, these models are ideally suited for sample preparation in laboratories and industrial plants, also in rough conditions. The jaws are available in different materials, among them a heavy-metal free version.

Safety is a top priority with RETSCH jaw crushers. The feed hopper with splash-back protection cannot be accessed by hand. A safety switch and the brake motor ensure an immediate stop if the unit is opened or switched on incorrectly. For easy cleaning of the crushing chamber, the hinged hopper can be removed in a few simple steps. The jaw crushers run very smoothly and quietly and are virtually maintenance-free.

The models BB 100, BB 200 and BB 300 can be connected to an industrial vacuum cleaner to minimize dust development.



Jaw Crusher BB 300

Benefits

- Feed size up to 130 mm (BB 300)
- High final fineness ($d_{90} < 2 \text{ mm}$)*
- Zero point adjustment for wear compensation
- Batchwise or continuous grinding
- Breaking jaws made of 4 different materials

*depending on feed material and instrument configuration

BB 250 and BB 400 – Safe and Convenient

For small amounts of sample the BB 250 and BB 400 are used batchwise; for larger amounts they can be operated continuously. Thanks to the modular concept of the housing and frame these jaw crushers are suitable for a wide range of applications.

A front door gives direct access to the crushing chamber for easy cleaning. The feed hopper with splash-back protection can be removed quickly and easily. Both models have a connection for dust extraction and are protected against mechanical overload.

The crushing chamber is available in a variety of materials to ensure neutral-to-analysis sample preparation. Their technical and safety features make these models ideally suited for sample preparation in laboratories and for small scale production.

Benefits

- Front door allows for easy cleaning of the crushing chamber
- Continuous gap width setting
- Wide range of materials for contamination-free grinding
- Optional collecting receptacle with outlet for continuous operation



Jaw Crusher BB 250



Jaw Crusher BB 400

BB 500 – Fine Grinding in One Working Run

The BB 500 is a robust and powerful force-fed crusher characterized by its excellent crushing ratio. Thanks to the steep crushing chamber design and the highly effective crushing kinematics it is possible to process samples with a feed size of up to 110 mm to a final fineness of 90% <math>< 0.5\text{ mm}</math> in one working run.

The feed material passes through the no-rebound hopper and enters the crushing chamber. Size reduction takes place in the wedge-shaped area between the fixed crushing arm and one oscillating arm with high frequency (780 min^{-1}). This motion ensures a consistent gap width in the stroke cycle so that the sample is crushed to the set fineness in one working step. Two massive flywheels transmit high impulse forces to the crushing jaws. The innovative design permits dual usage by rotation and therefore provides for an extended service life.

As soon as the sample is smaller than the discharge gap width, it falls into a removable collector. The continuous gap width setting with scale ensures optimum size reduction in accordance with the set gap width.

110 mm
500 μm^*



Jaw Crusher BB 500



Breaking Jaws BB 500

Benefits

- High crushing ratio 50:1
- Wide range of materials for contamination-free grinding
- Easy cleaning of crushing chamber
- Suitable for integration in automatic installations
- Special version for grinding semi-conductor materials

BB 600 – For High Sample Throughput


Due to the low installation height of 1 meter the BB 600 is ideally suited for continuous operation in automatic installations and sampling stations. Thanks to the compact design of the BB 600 it may replace a jaw crusher in existing installations.

This model achieves a throughput of up to 3,500 kg per hour. The possibility to connect a dust extraction system minimizes dust development during crushing. Further features like overload protection and a feed hopper with splash-back protection make working with the BB 600 convenient and safe.

Benefits

- High throughput up to 3,500 kg/h
- Gap width setting
- Overload protection
- Size of breaking jaws 600 mm high / 400 mm wide
- No-rebound feed hopper
- Connector for dust extraction
- Suitable for integration in automatic installations



 Ideally suited for online installations

350x170
6 mm*



Jaw Crusher BB 600

Accessories for All Jaw Crushers

Breaking jaws made from five different materials allow for adaptation to different sample properties (e.g. hardness) or heavy-metal-free crushing.

- Manganese steel**
 is a material whose structure becomes compressed under pressure and hardens with time (cold hardening).
- Stainless steel**
 is recommended if the expected feed material is not too hard and could cause corrosion.
- Tungsten carbide**
 is the most abrasion-resistant and pure material. It ensures a longer working life of the jaws even if materials with a hardness of up to 7-8 on Mohs' scale are regularly processed.
- Steel 1.1750**
 is ideally suited for heavy-metal-free grinding of samples which are not extremely abrasive (such as construction waste, soil, road pavings).
- Zirconium oxide**
 is used as a ceramic material for metal-free preparation, e.g. for dental or clinical ceramics, optical glasses. Another advantage is that no color changes as a result of abrasion are observed.



Available Breaking Jaws

Model	Manganese steel	Stainless steel	NiHard4	316L	Zirconium oxide	Tungsten carbide	Steel 1.1750
BB 50	✓	✓	-	-	✓	✓	✓
BB 100	✓	✓	-	-	-	✓	✓
BB 200	✓	✓	-	-	-	✓	✓
BB 250	✓	✓	✓	✓	-	✓	✓
BB 300	✓	✓	-	-	-	✓	✓
BB 400	✓	✓	✓	-	-	✓	✓
BB 500	✓	-	✓	-	-	-	-
BB 600	✓	-	✓	-	-	-	✓

Versatile Use

Apart from the four standard models, RETSCH jaw crushers are also available as special versions adapted to particular application requirements:

- **Combination with Disc Mill**

For the rapid, continuous grinding of large quantities of coarse material to analytical fineness, the combination of the RETSCH Jaw Crusher BB 200 and the RETSCH Disc Mill DM 200 is the perfect solution.

- **Process-line versions**

The BB 200 and BB 300 jaw crushers are also available in versions which are suitable for continuous size reduction in online operation, e. g. for quality control during the production process. These are supplied without feed hopper and motor protection switch.

- **Special version for size reduction of semiconductor materials**

This version of the BB 200 resp. BB 300 features feed hopper and collector with plastic lining as well as breaking jaws and wear plates of tungsten carbide.

- **Special version with automated sorting of undersize (3 fractions) and oversize (1 fraction)**

The BB 250 and BB 400 are available with automated sorting unit. Sieve plate apertures range between 2 and 6 mm.

- **Jaw Crusher and Sample Divider Combination Unit ABP 250**

This combined unit separates a maximum of 5.6 l sample material directly after the crushing process into 8 equal sub-samples or extracts 1 sub-sample from the bulk.



Jaw Crusher ABP 250

Jaw Crushers at a Glance



Model

BB 50

Applications	
Fields of application	
Feed material	

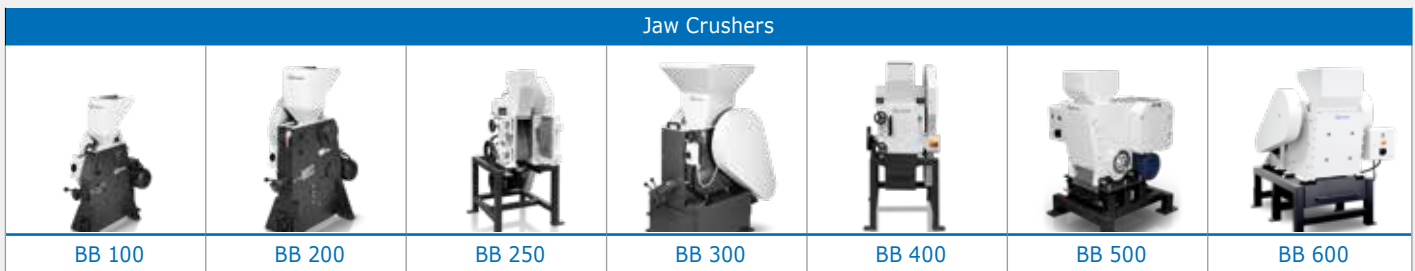
Performance data

Material feed size*	< 40 mm
Final fineness*	$d_{90} < 500 \mu\text{m}$
Collector capacity	3 liter
Max. throughput*	3 liter/batch
Gap width setting	0 – 11 mm
Speed (at 50 Hz)	550 – 950 min^{-1}
Gap width display	digital
Zero point adjustment	✓
Hinged hopper	✓
Connection for dust extraction	dust-tight housing
Maintenance- and lubricant-free sliding bearings	✓
Process line version available	–
Wearout warning notice	✓

Technical data

Drive power	1,100 W
W x H x D	420 x 460 x 560 mm
Net weight	approx. 79 kg
More information on	

*depending on feed material and instrument configuration



coarse and pre-crushing

chemistry / plastics, construction materials, engineering / electronics, environment / recycling, geology / metallurgy, glass / ceramics



medium-hard, hard, brittle, tough

< 50 mm	< 90 mm	< 120 x 90 mm	< 130 mm	< 220 x 90 mm	< 110 mm	< 350 x 170 mm
d ₉₀ < 4 mm	d ₉₀ < 2 mm	d ₉₀ < 2 mm	d ₉₀ < 5 mm	d ₉₀ < 2 mm	d ₉₀ < 0,5 mm	d ₉₀ < 6 mm
2 liter	5 liter	10 liter	27.5 liter / 35.4 liter	10 liter	15 liter	30 liter
200 kg/h	300 kg/h	300 kg/h	600 kg/h	400 kg/h	500 kg/h	3,500 kg/h
0 - 20 mm	0 - 30 mm	0 - 30 mm	1 - 40 mm	0 - 30 mm	0 - 11 mm	6 - 60 mm
275 min ⁻¹	275 min ⁻¹		253 min ⁻¹			
analog	analog	analog	analog	analog	analog	-
✓	✓	✓	✓	✓	✓	-
✓	✓		✓			
✓	✓	✓	✓	✓	✓	✓
-	✓	-	✓	-	-	-
-	optional	-	optional	-	optional	optional
-	-	-	-	-	-	-

750 W	1,500 W	3,000 W	3,000 W	5,500 W	7,500 W	15,000 W
320 x 960 x 800 mm	450 x 1,160 x 900 mm	695 x 1,365 x 719 mm	670 x 1,450 x 1,600 mm	695 x 1,365 x 719 mm	930 x 1,400 x 1,080 mm	925 x 1,600 x 1,370 mm
approx. 137 kg	approx. 300 kg	approx. 325 kg	approx. 700 kg	approx. 400 kg	approx. 1,050 kg	approx. 1,350 kg

Typical Sample Materials

RETSCH's powerful jaw crushers are ideally suited for preliminary crushing of construction materials, ores, granite, oxide ceramics, quartz, slag, silicon, coal, tungsten alloys, cement clinker etc.



Application example:
Silicon

Rotor Mills - Quick & Efficient Pulverization

The rotor mill series includes Ultra Centrifugal Mills, Rotor Beater Mills and Cross Beater Mills. Depending on the particular instrument they are suitable for the preliminary and fine size reduction of soft, fibrous and also hard materials.

ZM 200 – Ultrafast, Ultrafine

The powerful and versatile ZM 200 offers the ultimate in performance and operating comfort. This mill pulverizes a great variety of substances extremely fast, thus allowing for a high sample throughput.

The highly effective rotor-ring sieve system ensures that the sample remains in the grinding chamber only for a short amount of time. Thus the sample properties – which could otherwise be altered due to overheating – are preserved. Cleaning of the grinding tools is quick and easy which helps to avoid cross-contaminations due to frequently changing sample materials.

The heart of the ZM 200 is the innovative powerdrive. The perfectly matched frequency converter and 3-phase motor provide a considerably higher throughput when compared with other rotor mills, resulting in a particularly effective grinding process.

Thanks to the efficient size reduction technique and comprehensive range of accessories the ZM 200 provides gentle and rapid preparation of analytical samples.

Benefits

- Powerdrive with a speed range from 6,000 – 18,000 min⁻¹
- Rapid and gentle grinding in two steps (rotor/ring sieve system)
- Automatic feeding (option)
- Suitable for grinding cryogenic samples (LN₂)
- Patented cassette system for maximum sample recovery and easy cleaning
- Comfortable safety housing with automatic cover closure
- Optional cyclone for improved material discharge and additional cooling



Ultra Centrifugal Mill ZM 200

Accessories and Options

Its wide range of accessories and the possibility to individually select the rotor speed make the ZM 200 easily adaptable to any size reduction task. All parts which come into contact with the feed material can be removed without using tools and are easily cleaned and reinserted.

The feed material is introduced either manually or via the optional load-controlled Vibratory Feeder DR 100 which is connected to the mill through an interface. The automatic, steady sample feed maximizes the throughput without any risk of overload and ensures uniform grinding results. The ground sample is collected in the cassette. The innovative cassette design ensures easy and loss-free sample recovery and avoids cross-contaminations.

When using a cyclone the sample material is additionally cooled by the air stream and more rapidly discharged from the grinding chamber via the cassette pan with outlet. When additionally connecting a vacuum cleaner, the system is virtually self-cleaning. The cyclone accommodates 250 ml or 500 ml sample bottles; for grinding larger volumes, 3 liter and 5 liter collecting receptacles are available.



Controlled and uniform material feed:
ZM 200 with Vibratory Feeder DR 100



Automatic size reduction of large amounts:
ZM 200 with Vibratory Feeder DR 100 and cyclone



ZM 200 with Vibratory Feeder DR 100 and cyclone
with connection for industrial vacuum cleaner

Rotors and Ring Sieves

The selection of the push-fit rotor and ring sieve depends on the properties of the sample, the required final fineness and the subsequent analysis.

The ring sieve aperture size is primarily chosen according to the required final fineness and the feed material. With most materials approx. 80% of the total sample achieves a fineness of less than half the aperture size of the ring sieve used.

Rotor Selection Guide	
Rotor	Field of Application
6-tooth-rotor	coarse, bulky, fibrous goods such as feed pellets, hay and straw
12-tooth-rotor	medium-coarse goods such as wheat, oats, corn, tablets, powder coatings and plastics
24-tooth-rotor	fine goods such as chemicals, coal and sugar
8-tooth mini-rotor	special rotor for size reduction of small sample amounts up to 20 ml


Rotors and ring sieves are available in various materials and types. The reinforced rims of some ring sieves provide greater stability so that these are typically used for heavy-duty applications.

Temperature-sensitive, brittle materials, such as powder coatings or resins, are particularly easy to grind with distance sieves which have been specially developed for this purpose.

Rotors and ring sieves with an abrasion-resistant coating are used for reducing the size of abrasive substances such as fertilizers.

For heavy-metal-free size reduction of non-abrasive materials we recommend the use of rotors and ring sieves made from titanium in combination with a titanium-niobium coated cassette and cover.

Thanks to the wide range of accessories with rotors, ring sieves and different types of collection systems, the ZM 200 can be easily adapted to suit a wide variety of applications.



Maximum Operating Comfort

The ZM 200 is very easy and safe to use. The parameters are readily set with one single button and a graphics display. Thus all relevant data (e.g. speed, drive load, operating hours or clear text error messages) are comfortably entered and clearly displayed.

With manual feeding of the sample, the performance display allows to monitor the load of the drive and to adjust the feed rate for optimum results. The electronic safety and diagnosis system virtually rules out operating errors.



ZM 200 at a Glance

Ultra Centrifugal Mill



Model ZM 200

Application	fine grinding
Fields of application	agriculture, biology, chemistry/ plastics, construction materials, engineering/electronics, environment, food, geology/ metallurgy, medicine/ pharmaceuticals
Feed material	soft, medium-hard, brittle, fibrous

Performance data

Feed size*	< 10 mm
Final fineness*	$d_{90} < 40 \mu\text{m}$
Sample volume (nominal)	
with standard cassette	up to 300 ml (900 ml)
with mini cassette	up to 20 ml (50 ml)
with paper filter bag	up to 1,000 ml (3,000 ml)
with cyclone	230 / 450 / 2,500 / 4,500 ml (250 / 500 / 3,000 / 5,000 ml)
Speed range	6,000 – 18,000 min^{-1} , freely selectable
Peripheral speed (rotor)	31 – 93 m/s
Aperture sizes	0.08 – 10 mm

Technical data



Drive power	750 W
W x H x D	410 x 515 x 365 mm
Net weight	approx. 38 kg

More information on

*depending on feed material and instrument configuration

Typical Sample Materials

RETSCH's versatile ultra centrifugal mill processes, for example, chemical products, fertilizers, drugs, food and feed stuff, cereals, spices, bones, coal, plastics, plants, pharmaceutical products, powder coatings, refuse derived fuels etc.



Application example: Corn

SR 300 – Rapid Grinding of Large Volumes

Thanks to the robust design and the possibility to process large sample volumes the Rotor Beater Mill SR 300 can be used for sample preparation in the lab as well as for small scale production. Another field of application is continuous grinding and desagglomeration in the process line. Grinding chamber, feed hopper as well as material inlet and outlet are completely made of high-quality stainless steel. Thanks to the extensive free surface of the 360° ring sieves the SR 300 processes samples very rapidly. The wide range of accessories for this mill matches the wide range of applications.

The adjustable speed from 3,000 to 10,000 min⁻¹ allows for adaptation to different application requirements. The powerful drive capacity ensures high throughput with grind sizes down to < 50 microns. The mill provides results which are comparable to those achieved with the Ultra Centrifugal Mill ZM 200 but accepts larger batches. The feed hopper can be easily removed for cleaning.



25 mm
50 µm*



Increased Rotor Speed
of 3,000 – 10,000 min⁻¹

Rotor Beater Mill SR 300
with base frame (option)

Benefits

- Accepts feed sizes up to 25 mm
- Final fineness $d_{90} < 50 \mu\text{m}^*$
- Optional grinding inserts 180° for grinding of hard-brittle materials
- Defined final fineness due to bottom sieves with aperture sizes from 0.08–10 mm
- Quick cleaning thanks to removable sieve cassette, push-fit rotor and removable hopper
- Distance rotor for grinding temperature-sensitive samples
- Ring filter and collecting receptacle with convenient, dust-tight bayonet locking mechanism
- Optional cyclone for improved material discharge and additional cooling

*depending on feed material and instrument configuration

Accessories and Options

The SR 300 is supplied with a 5 liter stainless steel collecting receptacle and a textile filter hose. A wide selection of accessories is available for optimum sample preparation:

- Sieve frame with ring sieve 360°**
 Recommended for grinding soft to medium-hard, fibrous samples. Available aperture sizes: 0.08 mm – 10.00 mm.
- Grinding insert 180° with ring sieve 180°**
 Recommended for grinding hard and brittle materials. Available aperture sizes: 0.08 mm – 10.00 mm.
- Distance rotor**
 Recommended for grinding slightly oily and fatty or very soft substances.
- Ring-type filter**
 Instead of the textile tube a ring-type filter made of stainless steel (aperture size 36 µm) can be installed to avoid cross-contamination.
- Cyclone-suction-combination**
 Provides additional cooling of the feed material and the grinding tools and improves discharge of the sample from the grinding chamber. For collecting vessels 5/30 liters.
- Vibratory feeder DR 100 and 30 l collecting vessel**
 Ideally suited for uniform material feed and for processing large volumes.



The SR 300 can be bench-mounted or installed on the optional base frame.

SR 300 at a Glance

Rotor Beater Mill



Model SR 300

Application	size reduction, desagglomeration
Fields of application	agriculture, chemistry/plastics, construction materials, environment, food, medicine/ pharmaceuticals
Feed material	soft to medium-hard

Performance data

Feed size*	< 25 mm
Final fineness*	d ₉₀ < 50 µm
Vessel capacity	5 or 30 l
Speed	3,000 – 10,000 min ⁻¹
Rotor peripheral speed	22 – 72 m/s
Aperture sizes	0.08 – 10 mm

Technical data

Drive power	2,200 W
W x H x D	600 x 1,200 x 700 mm (with base frame)
Net weight	approx. 60 kg (with base frame)

More information on

*depending on feed material and instrument configuration

Typical Sample Materials

RETSCH rotor beater mills are used for rapid size reduction of large volumes of materials such as construction materials, soil, chemicals, drugs, fertilizer, feed pellets, grain, spices, coal, pharmaceutical products, seeds etc.



Application example:
Animal feed pellets

SK 300 – Hard-to-beat Size Reduction

The Cross Beater Mill SK 300 just like the Rotor Beater Mill SR 300 is used for batchwise or continuous primary and fine size reduction. This robust mill can be operated in laboratories but also in production environments under rougher conditions. The maximum material feed size is 25 mm. Thanks to the powerful drive and a rotor speed ranging from 2,000 to 4,000 min⁻¹, it is often possible to achieve a grind size <100 microns in one working step.

The SK 300 offers the highest possible degree of operating safety. If, for example, the off-switch is pressed or the door is opened, the motor brake ensures that the rotor will come to a standstill in less than 0.5 seconds. The feed hopper and the optimized sample outlet are equipped with an access barrier that also prevents sample splashback.


The SK 300 is robust, maintenance-free and thanks to the removable push-fit rotor and grinding insert it is quickly and easily cleaned. The high-quality finish of the mill guarantees a long working life.

Benefits

- Suitable for batchwise operation of large quantities
- Material feed size up to 25 mm
- Defined final fineness $d_{90} < 100 \mu\text{m}^*$ due to exchangeable bottom sieves with aperture sizes from 0.12 – 10 mm
- Quick cleaning thanks to push-fit rotor and removable grinding insert
- Ring-type filter and collecting vessel with convenient, dust-tight bayonet locking mechanism



Cross Beater Mill SK 300 with optional base frame



Accessories and Options

The standard equipment supplied with the SK 300 includes a 5 liter stainless steel collecting receptacle and a textile filter hose. A wide selection of accessories is available for optimum sample preparation:

- Bottom sieves**
 Stainless steel with trapezoid or round holes; 15 aperture sizes from 0.12 – 10 mm.
- Bottom sieves, steel 1.0344**
 With trapezoid holes in 9 aperture sizes; for heavy-metal-free grinding.
- Ring-type filter, stainless steel**
 Aperture size 36 µm, with or without dust filter; facilitates cleaning when very fine particles are involved.
- 30 liter collector**
 The 5 liter collecting receptacle can be replaced by a 30 liter collector which is connected to the mill with a corresponding filter hose.
- Cyclone-suction-combination**
 Provides additional cooling of the feed material and the grinding tools and improves discharge of the sample from the grinding chamber. For collecting vessels 5/30 liters.
- Vibratory feeder DR 100**
 Ideally suited for uniform material feed and for processing large volumes.



The SK 300 can be bench-mounted or installed on the optional base frame.

SK 300 at a Glance

Cross Beater Mill



Model

SK 300

Application	size reduction
Fields of application	agriculture, chemistry/plastics, construction materials, environment, geology/metallurgy, glass/ceramics
Feed material	medium-hard, brittle

Performance data

Feed size*	< 25 mm
Final fineness*	$d_{90} < 100 \mu\text{m}$
Vessel capacity	5 or 30 l
Speed	2,000–4,000 min ⁻¹
Rotor peripheral speed	15.5–31 m/s
Aperture sizes	0.12–10 mm

Technical data

Drive power	1,100 W
W x H x D	600 x 1,200 x 700 mm (with base frame)
Net weight	approx. 55 kg (with base frame)

More information on

*depending on feed material and instrument configuration

Typical Sample Materials

RETSCH cross beater mills are typically used for processing, for example, soil, ores, glass, coke, minerals, oxide ceramics, slag, gravel, cement clinker, etc.



before



after

Application example:
Mortar

TWISTER – Reproducible Sample Preparation to NIR Analysis

The Cyclone Mill TWISTER was specially designed for the processing of food and feeds for subsequent NIR (Near Infrared Spectroscopy) analysis. It quickly and gently pulverizes fibrous and soft materials by impact and friction to the required analytical fineness and is virtually self-cleaning.

The high speed and the optimized geometry of rotor and grinding chamber generate an air stream which carries the sample through the integrated cyclone into the sample bottle. The cyclone provides cooling of the sample and the grinding tools and due to its efficient extraction of the sample from the grinding chamber, avoids cross-contamination. This prevents loss of moisture and thermal degradation and ensures preservation of the sample properties to be determined. The ground material is separated in the cyclone and collected in a 250 ml sample bottle for full recovery.

With the optional connection of an industrial vacuum cleaner, the TWISTER is virtually self-cleaning.

Benefits

- 3 controlled speeds
- No cross-contamination thanks to easy cleaning
- Ideal for grinding feeds, grains, forage and similar products
- Convenient operating panel
- Professional industrial design ensures long lifetime



Cyclone Mill TWISTER



Accessories and Options

The Cyclone Mill TWISTER is supplied with the following components:

- Aluminum rotor
- Stainless steel grinding ring with CrWFe coating
- Two stainless steel sieve inserts (1 mm and 2 mm)
- Adapter for connection of vacuum cleaner
- Cyclone with filter bag and ten 250 ml sample bottles

Other accessories:

- Sieve insert 0.5 mm and 0.8 mm
- Industrial vacuum cleaner



TWISTER at a Glance

Cyclone Mill



Model

TWISTER

Application	sample preparation to NIR analysis
Fields of application	agriculture food & feeds, medicine/ pharmaceuticals
Feed material	fibrous, soft

Performance data

Feed size*	< 10 mm
Final fineness*	$d_{90} < 250 \mu\text{m}$
Batch size/sample volume*	< 250 ml
Speed	10,000 / 12,000 / 14,000 min^{-1}
Rotor peripheral speed	52 / 62 / 93 m/s
Connection for vacuum cleaner	✓

Technical data


Drive power	900 W
W x H x D	449 x 427 x 283 mm
Net weight	approx. 14 kg

More information on

*depending on feed material and instrument configuration

Typical Sample Materials

The Cyclone Mill TWISTER is perfectly suitable for grinding samples such as feed, grain, pharmaceutical products, tobacco, etc.



Application
example:
Hay

GRINDOMIX – The Industrial Standard for Food Samples

The Knife Mills GRINDOMIX GM 200 and GM 300 set standards in the preparation of food samples for subsequent analysis. They provide completely homogeneous and reproducible size reduction results in seconds so that representative samples can be taken from any location in the grinding container.

GRINDOMIX GM 200 – Perfect Homogenization with High Reproducibility

The Knife Mill GRINDOMIX GM 200 is designed for quick and reproducible pulverization of up to 700 ml sample material. Thanks to features like the powerful 1,000 W drive and the innovative Boost function, the GM 200 homogenizes even difficult samples like tough meat with skin or fibrous plants very quickly and efficiently.

The GM 200 is equipped with a user-friendly 4.3" touch display with direct access to the MyRETSCH web portal and allows for storage of 8 SOPs and 4 program sequences (combination of two process steps).

A wide selection of grinding containers and lids makes the mill easily adaptable to individual application requirements.

As the GRINDOMIX GM 200 is designed for professional use in industry and research, it is highly superior to any household mixer when it comes to safety and stability.



Perfect Homogenization within Seconds

40 mm
300 µm*



Knife Mill
GRINDOMIX GM 200

Benefits

- Pre- and fine grinding in one mill
- Variable speed up to 10,000 min⁻¹
- Touch display with direct access to the MyRETSCH web portal with product- and application-related information
- Boost function allows for short-term speed increase to 14,000 min⁻¹
- Interval mode for better mixing of the sample
- Control and advanced functionalities provided by optional Retsch App
- Storage of 8 SOPs and 4 program sequences possible

Gravity Lid Enables Variable Volumes



The gravity lid reduces the volume of the grinding container, thus allowing for thorough homogenization of the complete sample.

GRINDOMIX GM 300 – For Sample Volumes up to 4.5 Liters

The Knife Mill GRINDOMIX GM 300 is the model for quick and reproducible pulverization and homogenization of larger sample volumes up to 4,500 ml.

With four sharp and robust blades and a powerful drive with a peak performance of 3 kW, the GM 300 is ideally suited to homogenize substances with a high water, oil or fat content as well as for the pulverization of dry, soft, medium-hard and fibrous products.

Benefits

- Efficient size reduction of up to 4,500 ml feed quantity due to a powerful 1.1 kW motor (peak power input >3 kW)
- Pre- and fine-grinding in one mill: cutting action in regular mode, grinding by impact in reverse mode, pre-grinding in interval mode
- Perfect adaptation to application requirements by variable speed from 500 to 4,000 min^{-1} with an increment of 100 min^{-1}
- 10 Standard Operating Procedures can be stored
- Cryogenic sample preparation possible by using stainless steel container, full-metal knife and special lid



Knife Mill GRINDOMIX GM 300



Accessories and Options

A range of different containers and lids is available for the GRINDOMIX GM 200 and GM 300 for optimum adaptation to a particular application. These include:

- **Patented gravity lid**
Automatically adjusts the grinding chamber volume to the changing sample volume.
- **Gravity lid with overflow channels**
Ideally suited to homogenize samples with a high water content.
- **Stainless steel container**
Minimum wear when hard sample materials are processed.
- **Reduction lid**
Reduces the chamber volume of the GM 200.
- **Serrated blade knife**
Used for particularly tough samples such as fatty, streaky meat.
- **Accessories for cryogenic grinding**
Applications with dry ice are carried out in the GM 300 with a full metal knife and a special lid.





Accessories
GRINDOMIX GM 200



Accessories
GRINDOMIX GM 300

Knife Mills at a Glance

Knife Mills	
	
Model	GRINDOMIX GM 200
	GRINDOMIX GM 300

Application	size reduction, homogenization and mixing
Fields of application	agriculture, biology, food, medicine / pharmaceuticals
Feed material	soft, medium-hard, elastic, fibrous, containing water / fat / oil, dry

Performance data

Feed size*	< 40 mm	< 130 mm
Final fineness*	$d_{90} < 300 \mu\text{m}$	$d_{90} < 300 \mu\text{m}$
Batch size / sample volume*	< 700 ml	< 4,500 ml
Speed setting	digital, 2,000 – 10,000 min^{-1}	digital, 500 – 4,000 min^{-1}
Knife diameter	118 mm	180 mm
Knife peripheral speed	12.4 – 62 m/s	4.8 – 38 m/s
Number of blades	2	4
Grinding time setting	digital, 1 s – 3 min	digital, 5 s – 3 min
Interval and reverse mode possible	✓	✓
Boost function	✓	-
Program sequences	✓	-
Standard Operating Procedures (SOPs)	memory for 8 plus Quick Start	memory for 10



Technical data

Drive power	1,000 W	1,100 W (short-term peak 3,000 W)
W x H x D	approx. 350 x 275 x 392 mm	approx. 440 x 340 x 440 mm
Net weight	approx. 10 kg	approx. 30 kg
More information on		

*depending on feed material and instrument configuration

Typical Sample Materials

The GRINDOMIX Knife Mills GM 200 and GM 300 provide perfect homogenization of samples such as bread, fish, meat, feed pellets, cookies, vegetables, spices, cocoa nibs, seafood, cereal bars, fruit, seeds, deep-frozen food, sausages, etc.



Application
example:
Frozen pizza

SM 100, SM 200, SM 300 & SM 400 – The Perfect Cutting Mill for Every Requirement

The RETSCH cutting mills provide highly efficient primary size reduction of heterogeneous material mixes but are also suitable for grinding soft, medium-hard, elastic or fibrous samples. With the SM 100, SM 200, SM 300 and SM 400 RETSCH offers four models for different requirements.

SM 100 – The Budget-Priced Basic Model

The Cutting Mill SM 100 with a strong 1.5 kW motor and a speed of 1,500 min⁻¹ reliably comminutes products which do not require extremely high forces. It is particularly suitable for routine applications.

The budget-priced basic model can be equipped with two different push-fit rotors, push-fit bottom sieves with apertures from 0.25 to 20 mm and two different hoppers to adapt the mill to varying application requirements.

The SM 100 is easy to operate and clean. It can be mounted on a stable bench or on the optional base frame.

Benefits

- For routine applications at 1,500 min⁻¹
- Optimum cutting effects
- Quick and easy cleaning due to smooth surfaces and push-fit rotor and push-fit bottom sieves
- Defined final fineness due to bottom sieves with aperture sizes from 0.25 - 20 mm

80 mm
250 µm*



Cutting Mill SM 100
with optional base frame


SM 200 – The Universal Standard Model

Within the group of the RETSCH cutting mills, the SM 200 is the universal standard model which covers a vast range of applications with its strong 2.2 kW drive and 1,500 min⁻¹ rotor speed. Thanks to the double acting cutting bars, the SM 200 provides optimum cutting effects.

The SM 200 can be optionally equipped with a cyclone-suction-combination for improved discharge of sample material, e. g. low density, fibrous material, from the grinding chamber. It can be used for volumes up to 30 l and provides cooling of the sample. The hopper can be folded back and the push-fit rotor and bottom sieves are easily removed for cleaning.

Benefits

- Powerful size reduction with 2.2 kW drive
- Quick and easy cleaning due to fold-back hopper, smooth surfaces and push-fit rotor
- Defined final fineness due to bottom sieves with aperture sizes from 0.25 - 20 mm
- Cyclone-Suction Combination available
- Wide range of accessories including various hoppers, collection systems, rotors and sieves
- Highest safety standards due to engine brake, central locking device, electronic safety check and base frame
- 18 cutting events per rotation with parallel section rotor

 The Universal Standard Model



80 mm
250 µm*



Cutting Mill SM 200

Superiority in Detail



Push fit rotors facilitate quick and easy cleaning



3 double acting cutting bars provide optimum cutting effects (SM 200 & SM 300)



Cyclone-suction-combination ensures adequate cooling of sample and cutting tools (SM 200 & SM 300)

SM 300 – The High Performance Model with RES Technology

The RETSCH Cutting Mill SM 300 offers particularly powerful size reduction, optimized cutting effects and easy cleaning. To allow for best possible adaptation to the sample properties with regards to breaking behavior and temperature sensitivity, the SM 300 features a variable speed from 700 to 3,000 min⁻¹. It can be adapted to successfully process both tough and thermally sensitive materials.

A reduction of speed demonstrably decreases the fines fraction of the ground sample as well as the heat development. An additional flywheel mass accounts for a very high torque which enables the SM 300 to grind many materials to analytical fineness in only one working run (RES technology).

The design of the grinding chamber geometry promotes good feeding properties for high sample throughput. It is possible to connect the cyclone-suction unit to the SM 300.

Benefits

- Powerful size reduction thanks to 3 kW drive with high torque and RES technology
- Perfect adaptation to application requirements by variable speed from 100 to 3,000 min⁻¹
- Optimum cutting effects thanks to double acting cutting bars
- Quick and easy cleaning due to fold-back hopper, smooth surfaces and push-fit rotor
- Defined final fineness due to bottom sieves with aperture sizes from 0.25 - 20 mm
- Wide range of accessories including various hoppers, collection systems, push-fit rotors and sieves
- Highest safety standards due to engine brake, central locking device, electronic safety check and base frame
- 18 cutting events per rotation with parallel section rotor



Cutting Mill SM 300

SM 400 – The Cutting Mill for Large Sample Pieces and Volumes

The Cutting Mill SM 400 is suitable for primary cutting of large sample pieces measuring up to 170 x 220 mm, but can also achieve the required final fineness in one step, depending on the application. The high torque of the innovative 3 kW drive allows for particularly effective primary size reduction of heterogeneous material mixes like waste or electronic components.

The cutting mill can also be successfully used for a variety of other materials. The sample is only slightly warmed which makes this mill suitable for processing heat-sensitive materials. The large 240 x 240 mm surface of the bottom sieves and the wide opening of the hopper allow for comminution of large sample volumes which results in a high sample throughput.

The SM 400 can be equipped with the optional cyclone-suction unit for easy processing of low density materials. Thanks to a variety of sieves, hoppers and collecting vessels the mill can be adapted to individual application requirements. Further options include an outlet for continuous grinding processes.

Benefits

- Powerful size reduction thanks to 3 kW drive
- Optimum cutting effects
- Accepts large feed sizes up to 170 mm x 220 mm
- Cyclone-suction unit and continuous outlet available
- Quick and easy cleaning due to fold-back hopper, smooth surfaces
- Defined final fineness due to bottom sieves with aperture sizes from 1 - 20 mm



Cutting Mill SM 400



Accessories and Options

A comprehensive range of accessories allows for quick adaptation to individual application requirements. All three models (SM 100, SM 200 and SM 300) are available in a special version for heavy-metal-free grinding (mill, rotor, sieves).

Rotors

- The parallel section rotor is equipped with 3 cutting plates and suitable for universal use
- The 6-disc rotor with its 18 replaceable and reversible hard metal cutting tips is mostly used for medium-hard and brittle materials and for preliminary cutting of coarse goods (SM 100, SM 200 & SM 300)
- The V rotor (only SM 300) very effectively cuts through fibrous and tough materials and promotes rapid sample discharge.

Cyclone-suction-combination (SM 200, SM 300 & SM 400)

- Efficient cooling of sample and cutting tools
- Beneficial for low-density materials and small sample amounts
- Especially suitable for large sample volume
- The cyclone accommodates sample bottles of 0.5 – 1 – 2 – 5 and 30 liters

Other accessories

- Universal or long stock hopper (SM 200, SM 300)
- Sieves from 0.25 to 20 mm, also for heavy-metal-free grinding (SM 200, SM 300) respectively 1–20 mm (SM 400)
- Collecting vessels from 0.25 l sample bottle to 30 liter plastic receptacle
- Stainless steel ring-type filter or textile filter hose help to remove dust
- Sieves with slotted holes available (SM 400)



Cutting Mills at a Glance

Cutting Mills				
				
Model	SM 100	SM 200	SM 300	SM 400

Application	size reduction by cutting			
Fields of application	agriculture, biology, chemicals / plastics, food, engineering / electronics, medicine / pharmaceuticals, environment / recycling			
Feed material	soft, medium-hard, elastic, fibrous	soft, medium-hard, tough, elastic, fibrous		

Performance data


Feed size*	max. 60 x 80 mm	max. 60 x 80 mm	max. 60 x 80 mm	max. 170 x 220 mm
Final fineness*	$d_{90} < 250 \mu\text{m}$	$d_{90} < 250 \mu\text{m}$	$d_{90} < 250 \mu\text{m}$	$d_{90} < 1,000 \mu\text{m}$
Rotor speed at 50 Hz	1,500 min ⁻¹	1,500 min ⁻¹	100–3,000 min ⁻¹	280 min ⁻¹
Cutting bars	standard	double acting	double acting	standard
Rotors	6-disc rotor and parallel section rotor	6-disc rotor and parallel section rotor	6-disc rotor, parallel section rotor and V rotor	parallel section rotor
Hoppers	fixed	foldback	foldback	foldback
Collecting receptacle				
Standard	5 l	5 l	5 l	5 l
Options	0.25 / 0.5 / 30 l	0.25 / 0.5 / 30 l	0.25 / 0.5 / 30 l	0.25 / 0.5 / 30 l
Cyclone (option)	-	0.5 / 1 / 2 / 5 l / 30 l	0.5 / 1 / 2 / 5 l / 30 l	0.5 / 1 / 2 / 5 l / 30 l

Technical data

Drive	3-phase-motor	3-phase-motor	frequency-controlled 3-phase-motor	3-phase motor
Drive power	1,500 W	2,200 W	3,000 W with flywheel mass (approx. 28.5 kg)	3,000 W
Motor brake	✓	✓	✓	✓
W x H x D (with base frame and universal hopper)	582 x 1,675 x 700 mm	576 x 1,675 x 760 mm	576 x 1,677 x 750 mm	695 x 1,399 x 719 mm
Net weight	approx. 73 kg without base frame, hopper and rotor	approx. 90 kg without hopper and rotor	approx. 160 kg without hopper and rotor	approx. 180 kg without hopper

Typical Sample Materials

RETSCH cutting mills are suitable for a vast range of applications. Typical samples include lignite, non-ferrous metals, electronic scrap, drugs, foils, feedstuff, spices, rubber, wood, cables, bones, plastics, leather, organic and inorganic waste, paper, cardboard, plants, refuse derived fuels, straw, etc.




Application example:
wood

RM 200 – The Classic Mill for Grinding, Mixing, Trituration

The RM 200 is the latest generation of the classic “RETSCH Mill” which replaced manual mortars and pestles more than 90 years ago. Mortar grinders are widely used for reproducible sample preparation in R&D, materials testing and especially in pharmaceuticals and homeopathy. The versatile RM 200 efficiently homogenizes a variety of materials in dry and wet condition and is the perfect choice for cryogenic disruption of large quantities of yeast cells.

The grinding sets of the RM 200 can be selected out of 7 different materials which ensures neutral-to-analysis sample preparation. The mill is efficient, safe and easy to operate. It achieves a final fineness <math>< 10 \mu\text{m}</math> and provides a useable volume of 10 ml to 190 ml. The maximum feed size depends on the properties of the material and is approx. 8 mm. The sample, or any additives like liquids, can be fed to the mill during operation.

The contact pressure of the pestle is conveniently set via a scale; the positions of the pestle and the scraper are adjustable. The RM 200 features a performance display which indicates the current workload of the mill for maximum efficiency.



Mortar Grinder RM 200

Benefits

- Reproducible results by adjustment of the pestle pressure (via a scale) and digital time setting
- Easy exchange of pestle and mortar without tools
- Closed grinding chamber with windows
- Digital time setting from 0 to 99 min or continuous operation
- 7 different grinding set materials ensure neutral-to-analysis sample preparation

Accessories and Options

The choice of the suitable grinding set material depends primarily on the hardness of the sample and the possible effects of abrasion on the subsequent analysis or further processing.

- **Hard porcelain**
suitable for pharmaceutical and homeopathic products.
- **Hard procelain or sintered aluminum oxide (Al₂O₃)**
suitable for soft to medium-hard or pasty substances.
- **Agate, zirconium oxide or tungsten carbide**
suitable for processing hard, abrasive materials, for long-term trials and heavy-metal-free grinding.
- **Hardened or stainless steel**
suitable for non-abrasive samples and rough conditions. Stainless steel is also the material of choice for grinding frozen yeast cells.

The standard scraper is made from abrasion-resistant polyurethane (PU). For applications in the pharmaceutical industry a special beech wood version is available. A PTFE scraper is particularly suitable for cryogenic grinding. The mortar of the RM 200 has a maximum useable volume of 190 ml.



Typical Sample Materials

RETSCH's Mortar Grinder RM 200 is used for dry, wet and cryogenic grinding of materials such as ash, soil, chemicals, drugs, spices, frozen yeast cells, food, oil seed, pharmaceutical and homeopathic raw materials and finished products, salt, slag, silicates, cement clinker, etc.

RM 200 at a Glance

Mortar Grinder



Model RM 200

Application	grinding, mixing and triturating
Fields of application	agriculture, biology, chemistry / plastics, construction materials, food, geology / metallurgy, glass / ceramics, medicine / pharmaceuticals
Feed material	soft, hard, brittle, pasty, dry and wet


Performance data

Feed size*	< 8 mm
Final fineness*	d ₉₀ < 10 µm
Batch size / sample volume*	10 – 190 ml
Setting grinding time	1 – 99 min / continuous
Setting pestle pressure/ position	via scale
Setting scraper position	via knob
Setting scraper pressure	via knob

Technical data

Drive power	130 W
Speed	100 min ⁻¹
Protection code	IP 53
W x H x D	approx. 400 x 480 x 370 mm
Net weight	approx. 24 kg
More information on	

*depending on feed material and instrument configuration




Application example:
Cocoa nibs

DM 200, DM 400 – Grinding Even the Hardest Products

The Disc Mills DM 200 and DM 400 process large batches of hard and abrasive materials and are also suitable for continuous operation. Their rugged design permits use under rough conditions in laboratories and pilot plants as well as in-line for quality control of raw materials.

The disc mills achieve an average final fineness of approximately 50 microns, often in a single grinding process. The comfort model DM 400 is particularly convenient and safe to handle. A major advantage of the mill is the large sample feed size, with an edge length of up to 20 mm.

The gap between the grinding discs can be adjusted via a scale with an accuracy of 0.05 mm (DM 400) resp. 0.1 mm (DM 200) which ensures reproducible grinding results. Operation of the RETSCH Disc Mills is very easy. When the grinding process is finished, the hinged grinding chamber can be opened completely, providing easy access for cleaning and changing the grinding discs. The DM 200 and DM 400 may be equipped with an optional connecting piece for a dust extraction.



20 mm
50 μm^*



Suitable for Hardness
up to 8 Mohs



Disc Mill DM 400

Benefits

- Short grinding times, high final fineness $d_{90} < 50 \mu\text{m}^*$
- Material feed size up to 20 mm
- Grinding discs made from 4 different materials, with long working life
- Easy access to grinding chamber facilitates cleaning
- Combination of DM 200 with Jaw Crusher BB 200 permits pre- and fine grinding in one step

Accessories and Options

A set of grinding discs consists of a fixed and a rotating disc. The material should be selected so that contamination of the sample is avoided and abrasion minimized. 4 different materials are available.

- **Hardened steel**
suitable for standard applications, e.g. minerals with Mohs hardness 3 – 6.
- **Manganese steel**
suitable for standard applications. The structure of manganese steel is compacted by pressure, thus getting harder with usage (strain hardening).
- **Tungsten carbide (WC)**
suitable for extremely hard products with Mohs hardness > 6.
- **Zirconium oxide**
suitable for heavy-metal-free grinding, e.g. of dental ceramics.

After a long period of use the grinding discs will show signs of wear. However, before they need to be replaced, the opposite side of the teeth can also be used by changing the direction of rotation of the motor. This considerably extends the working life of the grinding discs.



Disc Mills at a Glance



Disc Mills	
Model	DM 200 DM 400
Application	preliminary and fine comminution
Fields of application	chemistry / plastics, construction materials, engineering / electronics, geology / metallurgy, glass / ceramics
Feed material	medium-hard, hard, brittle

Performance data

Feed size*	< 20 mm	< 20 mm
Final fineness*	$d_{90} < 100 \mu\text{m}$	$d_{90} < 50 \mu\text{m}$
Hopper volume/Throughput	2.5 l / up to 150 kg/h	2.5 l / up to 150 kg/h
Gap width setting	continuous, 0.1 – 5 mm	gradually, 0.05 – 12 mm
Grinding disc speed at 50 Hz	440 min ⁻¹	440 min ⁻¹

Technical data

Drive power	1,500 W	1,800 W
W x H x D	approx. 440 x 400 x 870 mm	approx. 520 x 630 x 1,050 mm
Net weight	approx. 140 kg	approx. 240 kg

More information on

Typical Sample Materials

Disc mills are suitable for grinding very hard materials like bauxite, dental ceramics, ores, gypsum, glass, dried soil, sewage sludge, coal, coke, quartz, slag, sintered ceramics, steatite, etc.



Application example:
Clinker

Vibratory Disc Mills - Ultrafine Grinding for Spectral Analyses

No grinder can beat the speed of a Vibratory Disc Mill when it comes to preparing samples for spectral analyses. With the RS 200 and RS 300 RETSCH offers two models for different applications.

RS 200 – Analytical Fineness in Seconds

RETSCH's RS 200 with its powerful stabilized plane drive achieves grind sizes <20 microns within seconds and with excellent reproducibility. The powerful instrument runs steadily and smoothly, even with heavy grinding sets and at maximum speed.

Thanks to grinding sets in various materials and sizes, this mill can be used for a wide range of sample materials. Sensors detect grinding sets made of agate or tungsten carbide and automatically reduce the speed to the ideal setting for optimum results while protecting the grinding tools.

Handling and operation of the RS 200 are user-friendly and ergonomic. A carry handle facilitates transport of the heavy grinding set which slides along a rail into the optimum position inside the mill. The new quick-action clamping device permits rapid and safe fixing of the grinding set with minimum force. The correct locking and position of the grinding jar is monitored by sensors.

Benefits

- Speed range 700 min⁻¹ to 1,500 min⁻¹, freely selectable
- New ergonomic design allows for back-friendly placing of the heavy grinding set which slides on a rail into the correct position inside the mill
- Quick-action clamping system for grinding set
- Memory for 10 Standard Operating Procedures (SOP)
- Sealed, noise-insulated grinding chamber
- New carry handle allows for comfortable and safe transport of grinding set
- Automatic detection of agate and tungsten carbide (speed reduction to 700 min⁻¹ resp. 1,200 min⁻¹)

15 mm
▽
20 µm*



 The Standard for Spectral Analyses



Vibratory Disc Mill RS 200

RS 300 – For Large Sample Volumes

The Vibratory Disc Mill RS 300 XL is suitable for the extremely quick, loss-free and reproducible grinding of medium-hard, brittle and fibrous materials to analytical fineness. Up to 4 samples may be processed simultaneously. Thanks to the robust universal drive shaft, which sets the grinding jar into a 3-D motion, this mill accepts grinding set weights of up to 30 kg. The closed grinding system guarantees complete processing of the sample.

Just like the RS 200, the RS 300 XL with its robust design has proven to be ideal for applications in geology, mineralogy, metallurgy, as well as in the building materials sector (cement) and in power plants.

Due to the high end fineness and speed the RETSCH Vibratory Disc Mills are the perfect choice when it comes to preparing samples for spectral analysis.

Benefits

- Reproducible results and homogeneous samples thanks to universal drive shaft (3D vibration of grinding sets)
- Auto-reverse function (left/right rotation)
- Programmable interval function (start/ stop automatic)
- Grinding jar volumes from 100 ml up to 2,000 ml
- Pneumatic grinding-jar clamping (with air-pressure) for convenient and safe handling
- Additional safety feature: Mill only starts when the pneumatic pressure is correct
- Optional AutoLifter for ergonomic lifting of heavy




20 mm
20 µm*



Grinding Sets from
100 to 2,000 ml

Vibratory Disc Mill RS 300



Accessories and Options

Thanks to a variety of sizes and materials of the grinding sets, the RS 200 and RS 300 are suitable for a wide range of applications.

A grinding set for the vibratory disc mill consists of a grinding dish with cover and a grinding disc. The 100 ml and 250 ml grinding sets contain an additional grinding ring. The grinding sets are characterized by the following features:

- Safe, non-slip attachment with anti-twist lock on cover and base
- User-friendly gripping on cover and base
- Gap between dish and cover edge for easy opening
- Optimum sealing with O-ring (ideal for wet grinding)
- Protective jacket made from stainless steel (for agate, zirconium oxide and tungsten carbide dishes)
- Clear grinding set identification (article number, material and volume)

The 800, 1,000 and 2,000 ml grinding sets consist of a grinding jar with lid and a grinding disc with opening which supports perfect mixing of large sample quantities.





New carry handle



Available Grinding Sets

Grinding set	50 ml with puck	100 ml with puck and ring	250 ml with puck and ring	800 ml with large grinding disc	1,000 ml with large grinding disc	2,000 ml with large grinding disc
Hardened Steel	✓	✓	✓	✓	✓	✓
Stainless Steel	-	-	-	-	-	✓
Chrome Steel	-	✓	-	✓	✓	✓
Steel 1.1740	✓	-	✓	-	-	-
Tungsten Carbide	✓	✓	✓	-	-	-
Zirconium Oxide	✓	✓	-	-	-	-
Agate	✓	✓	-	-	-	-

RS 200 and RS 300 at a Glance

Vibratory Disc Mills	
	
Model RS 200	RS 300

Application	size reduction, mixing, trituration
Fields of application	construction materials, environment / recycling, geology / metallurgy, glass / ceramics
Feed material	medium-hard, hard, brittle, fibrous

Performance data

Feed size*	< 15 mm	< 20 mm
Final fineness*	$d_{90} < 20 \mu\text{m}$	$d_{90} < 20 \mu\text{m}$
Batch size / sample volume*	15 – 250 ml	35 – 2,000 ml
Speed settings	700 min ⁻¹ – 1,500 min ⁻¹	912 min ⁻¹
Digital grinding time setting	00:01 – 99:59 min	00:01 – 59:59 min


Technical data

Drive power	1,500 W	2,200 W
W x H x D (closed)	approx. 836 x 1,220 x 780 mm	approx. 1,150 x 1,400 x 810 mm
W x H x D (with opened cover)	approx. 836 x 1,900 x 780 mm	approx. 1,150 x 2,100 x 810 mm
Net weight	approx. 210 kg	approx. 400 kg
More information on		

*depending on feed material and instrument configuration

Typical Sample Materials

RETSCH's Vibratory Disc Mill RS 200 rapidly pulverizes materials such as concrete, soil, ores, glass, ceramics, coal, coke, corundum, metal oxides, minerals, slag, silicate, cement, cement clinker etc.



Application example:
Slag

XRD-Mill McCrone – Rapid Particle Size Reduction for X-Ray Diffraction

The XRD-Mill McCrone was specifically developed for sample preparation to X-Ray diffraction analysis. Typical areas of application include geology, chemistry, mineralogy and materials science.

What makes this mill so effective is the unique grinding action of the cylinders producing both linear contact blows and planar shearing. This results in short grinding times with virtually no sample loss as well as exceptionally narrow particle size distributions. The crystal lattice structure of the sample is largely preserved.

The grinding vessel consists of a 125 ml polypropylene jar fitted with a screw-capped gasketless polyethylene closure. The jar is packed with an ordered array of forty-eight identical cylindrical grinding elements which are available in either agate, zirconium oxide or sintered corundum. For optimum micronization the mill is operated for periods of 3 to 30 minutes; the recommended sample volume is 2 to 4 ml.

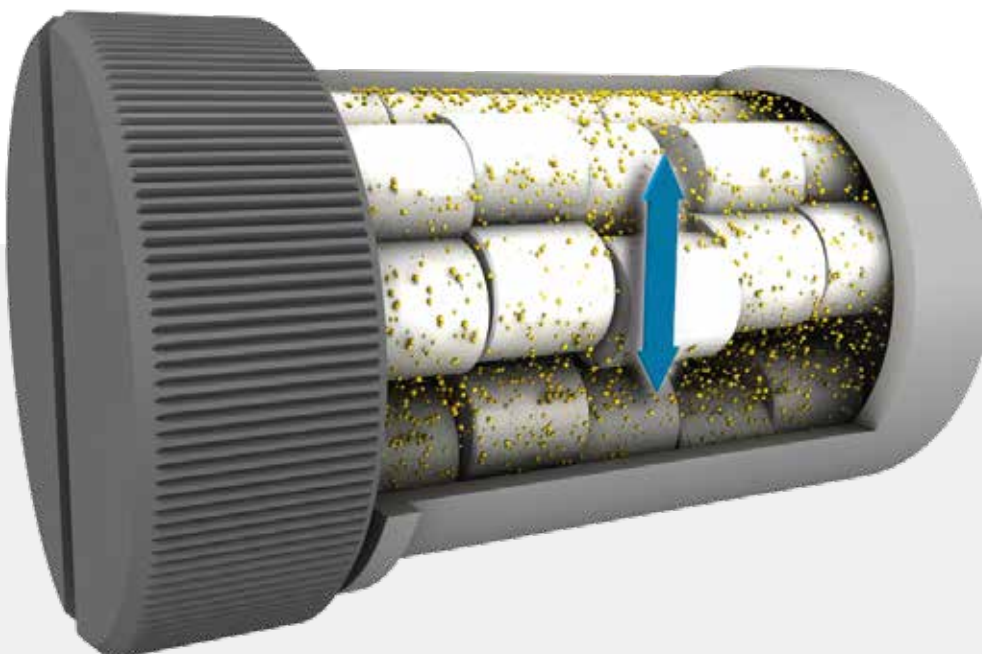


XRD-Mill McCrone

Benefits

- Minimum sample contamination
- Narrow, reproducible particle size distribution
- Pouring lid for easy sample recovery
- Timer up to 99h:59min:50s
- Grinding performance adjustable in 4 steps
- Suitable for dry and wet grinding

Functional principle XRD-Mill McCrone



Advantages of Wet Grinding

Both dry and wet grinding are basically suitable methods for sample preparation. Wet grinding causes minimum modifications to the sample's crystal lattice structure. When grinding has finished the lid is removed from the jar and replaced with the pouring lid for sample recovery. The ground slurry is then poured out. Repeated washing with liquid helps to remove sample residues from the grinding jar.

Accessories and Options

- Grinding jar with lid and pouring lid
- Agate, zirconium oxide or sintered corundum grinding elements
- Loading device for grinding cylinder
- Sample preparation kit
- (Stainless steel percussion mortar, 10 sintered corundum cylinders, 1 sieve 500 μm and 1 cleaning brush)



XRD-Mill McCrone at a Glance

XRD-Mill



Model XRD-Mill McCrone

Application	size reduction, mixing, trituration
Fields of application	biology, construction materials, geology / metallurgy, glass / ceramics
Feed material	medium-hard, hard, brittle, fibrous

Performance data

Feed size*	< 500 μm
Final fineness*	$d_{90} < 1 \mu\text{m}$
Batch size/sample volume*	2–4 ml
Speed setting	1,000–1,500 min^{-1} in 4 steps
Timer	00:00:10–99:59:50

Technical data

Drive power	50 W
W x H x D	205 x 155 x 520 mm
Net weight	approx. 19 kg
More information on	

*depending on feed material and instrument configuration

Typical Sample Materials

The XRD-Mill McCrone provides excellent grinding results for materials such as asbestos, borides, carbides, glass, glimmer, graphite, liver and muscular tissue, nitrides, paper, pigments, saw dust, slate, silicides, straw, talcum, clay, cement etc.



Application example:
Glimmer

CryoMill – Efficient Grinding at -196 °C

Thermally sensitive and elastic substances are successfully processed by cooling with liquid nitrogen. The CryoMill was specifically designed for cryogenic grinding. It features an integrated cooling system which continually cools the grinding jar with liquid nitrogen before and during the grinding process. Thus the sample is embrittled and volatile components are preserved.

The liquid nitrogen is continually supplied from an autofill system in the exact amount required to keep the temperature at -196 °C. Thus the user never comes into direct contact with LN₂ which ensures a high degree of operational safety. The automatic cooling system guarantees that the grinding process is not started before the sample is thoroughly cooled. This helps to reduce consumption and guarantees optimum grinding results.

Parameters such as oscillation frequency, pre-cooling time or grinding time can be digitally set via a clearly structured keypad. If longer grinding times are required, it is also possible to pre-select periods of intermediate cooling and the number of cryogenic cycles. The mill can also be operated without cooling which makes it suitable for a vast range of applications.

8 mm
5 µm*

With Autofill System for LN₂



CryoMill

Benefits

- Fast, efficient cryogenic grinding at -196 °C
- Particularly safe due to autofill system for liquid nitrogen
- Efficient grinding at up to 30 Hz
- Automatic pre-cooling of sample and grinding jar for optimum results
- Low consumption of liquid nitrogen
- Grinding jar materials include PTFE, stainless steel, hardened steel or zirconium oxide
- Memory for 9 Standard Operating Procedures (SOP)
- Suitable for dry and wet grinding



Accessories and Options

The CryoMill is equipped with one grinding station for screw-top grinding jars with volumes of 10 ml, 25 ml, 35 ml or 50 ml. It is also possible to use adapters for 4 grinding jars of 5 ml each as well as for 6 reaction vials of 2 ml each. For applications where steel jars cannot be used due to possible sample contamination, RETSCH offers a 25 ml grinding jar of zirconium oxide and matching grinding balls. Alternatively, grinding jars of PTFE are available.



LN₂ Feed

For safe and comfortable operation of the CryoMill, RETSCH provides an autofill system for liquid nitrogen which is available with a 50 liter container and provides cooling for approximately 5 hours. It is also possible to connect existing cryo tanks to the mill, using a connection tube with safety valve.



CryoMill at a Glance

Mixer Mill



Model

CryoMill

Application	size reduction, mixing, homogenization, cell disruption
Fields of application	agriculture, biology, chemistry / plastics, construction materials, engineering / electronics, environment / recycling, food, geology / metallurgy, glass / ceramics, medicine / pharmaceuticals
Feed material	hard, medium-hard, soft, brittle, elastic, fibrous

Performance data

Feed size*	< 8 mm
Final fineness*	d ₉₀ < 5 µm
Batch/Sample volume*	< 20 ml
Typical grinding time	Pre-cooling: 10 min, Grinding: 4 min
Possible applications	
Cryogenic grinding	✓
Grinding at room temperature	✓
Wet grinding	✓
Dry grinding	✓
Cell disruption	max. 6 x 2 ml
No. of grinding stations	1
Digital pre-selection of vibrational frequency	5 – 30 Hz (300 – 1,800 min ⁻¹)
Digital pre-selection of grinding time	30 s – 99 min
Memory for Standard Operating Procedures (SOP)	9

Technical data

Drive power	200 W
W x H x D	395 x 373 x 577 mm
Net weight	approx. 45 kg
More information on	

*depending on feed material and instrument configuration

Typical Sample Materials

Due to the automatic embrittlement of the samples the CryoMill is suitable for pulverizing, for example, waste, soil, chemical products, tissue, hair, wood, sewage sludge, bones, plastics, oil seed, paper, plants, pills, textiles, animal feed, wool etc.



Application example:
Rubber duck

MM 200 – Grinding and Mixing of Dry Samples

The Mixer Mill MM 200 is a versatile and compact benchtop instrument designed for dry grinding of small sample volumes. It mixes and homogenizes powders within seconds.

For neutral-to-analysis pulverization the standard grinding jars with push-fit lid are available in 6 materials and 4 sizes. This basic model may be used for biological cell disruption and for DNA/RNA recovery, just like the MM 400. Various reaction vials and adapters are on offer for this type of application.

Benefits

- Reproducible, efficient grinding, mixing and homogenization in seconds
- Powerful grinding by impact and friction, up to 25 Hz for up to 20 samples per run
- Memory for 9 Standard Operating Procedures (SOP)
- Wide range of accessories including various jar and ball sizes, adapter racks, grinding tool materials



The Budget-Priced Basic Model

6 mm
10 µm*



Mixer Mill MM 200



MM 400 – Grinding, Mixing, Disrupting Small Sample Amounts

The Mixer Mill MM 400 is a true multipurpose talent in the lab. It has been developed specifically for dry, wet and cryogenic grinding of small sample amounts. The powerful ball mill grinds, mixes and homogenizes powders and suspensions with up to 30 Hz within a few seconds, providing grind sizes in the submicron range.

The mixer mill simultaneously pulverizes two samples from 0.2 to 20 ml. Thanks to the self-centering mechanism of the grinding jars and the self-locking clamping device handling of the grinding jars is extraordinarily safe and convenient. The MM 400 is perfectly suitable for the disruption of up to 20 samples of biological cells in one working run as well as for DNA/RNA and protein extraction. The MM 400 can also be used for wet grinding due to the screw-top grinding jars; these may also be embrittled in liquid nitrogen for cryogenic applications.

The mill operates so effectively that the sample is hardly warmed due to the very short grinding time. Thus most materials can be pulverized and mixed at ambient temperature, without any cooling. Thanks to the effective homogenization process, the MM 400 is also perfectly suited to mix powdered sample and binder in plastic vessels prior to pelletizing, for example for XRF analysis.

Accessories for MM 400



Mixer Mill MM 400

Benefits

- Suitable for dry, wet and cryogenic grinding
- High sample throughput due to two grinding stations and short grinding times
- Digital parameter setting ensures reproducible results
- Memory for 9 Standard Operating Procedures (SOP)
- Adapter for single-use vials, simultaneous preparation of up to 20 biological samples
- Suitable for cell disruption of up to 240 ml (8 x 30 ml) cell suspension
- Suitable for mixing up to 8 samples in 50 ml centrifuge tubes

MM 500 – From Fast Pulverization to Long-term Grinding

The MM 500 is the first mixer mill worldwide with a frequency of 35 Hz which produces enough energy for efficient wet grinding of samples down to the nanometer range - with only minor warming effects.

Performance, handling, application fields and design of the MM 500 make it the perfect combination of a classic mixer mill and a planetary ball mill. It is perfectly suited for long-term grinding processes of several hours with high energy input to obtain particles sizes $<1\ \mu\text{m}$, e. g. for mechanical alloying or chemical reactions. The MM 500 offers the benefit of not requiring cooling breaks due to a very moderate temperature increase during grinding. It is also more easy to handle than a planetary ball mill.

The user-friendly clamping system facilitates safe operation. For periodic sample extraction, the jars remain conveniently clamped which is particularly beneficial for complex applications like mechanochemical synthesis.

The benchtop unit is also used for classic dry, wet and cryogenic grinding of sample volumes up to $2 \times 45\ \text{ml}$ in one step. This powerful mill mixes and pulverizes powders and suspensions in a matter of seconds.



Screw-Lock grinding jar with integrated safety closure device and aeration lid.



Mixer Mill MM 500

Benefits

- Suitable for continuous long-term grinding and efficient pulverization with high energy input
- Powerful grinding with up to 35 Hz
- 3 different grinding modes (dry, wet or cryogenic)
- Grinding jar volumes 50 ml, 80 ml, 125 ml, pressure-tight up to 5 bar
- Jar design allows full use of the volume, also for wet grinding
- Jars remain conveniently clamped for periodic sample extraction
- Grinding jars available in 4 materials
- Can be controlled via optional RETSCH App
- 12 Standard Operating Procedures (SOP) and 4 program cycles with up to 99 repetitions may be stored



Accessories and Options

The MM 400 can be equipped with screw-top grinding jars from 1.5 ml to 50 ml. Available materials include hardened steel, stainless steel, tungsten carbide, agate, zirconium oxide, PTFE.

RETSCH offers various adapters to accommodate 0.2 - 50 ml single-use vials for cell disruption and DNA/RNA as well as protein extraction. These are also perfectly suited for simultaneously mixing a number of samples.

Benefits of screw-top grinding jars for MM 400:

- 3 different grinding modes (dry, wet or cryogenic)
- Ultimate reproducibility by automatic centering and uniform jar design
- Ergonomic gripping flanges on jar and lid
- Stainless steel protective jacket (for agate, zirconium oxide and tungsten carbide jars)



For the MM 500 Screw-Lock grinding jars are available in 3 different sizes (50 ml, 80 ml and 125 ml) and in 4 materials (hardened steel, stainless steel, zirconium oxide and tungsten carbide).

Benefits of Screw-Lock grinding jars:

- Suitable for dry, wet and cryogenic grinding
- High-impact and high-friction mode
- Pressure-tight up to 5 bar
- Flat jar lid allows for full use of jar volume which is particularly beneficial for wet grinding and pulverization of fibrous samples



CryoKit

The CryoKit is a cost efficient solution for occasional cryogenic grinding. This set of insulated containers, tongs and safety glasses is used for pre-cooling the grinding jar in liquid nitrogen.

- The CryoKit for the MM 400 consists of 2 insulated containers (1 and 4 liter), 2 pairs of grinding jar tongs and 1 pair of safety glasses.
- The CryoKit for the MM 500 consists of 1 insulated container (4 liter), 2 grinding jar holders and 1 pair of safety glasses.



Mixer Mills at a Glance

	Mixer Mills		
			
Model	MM 200	MM 400	MM 500

Application	mechanochemistry, mechanical alloying, size reduction, mixing, homogenization, cell disruption, cryogenic grinding
Fields of application	agriculture, biology, chemistry / plastics, construction materials, engineering / electronics, environment / recycling, food, geology / metallurgy, glass / ceramics, medicine / pharmaceuticals, materials science
Feed material	hard, medium-hard, soft, brittle, elastic, fibrous

Performance data

Feed size*	< 6 mm	< 8 mm	≤ 10 mm
Final fineness*	$d_{90} < 10 \mu\text{m}$	$d_{90} < 5 \mu\text{m}$	~ 0.1 μm
Batch size/sample volume*	2 x 10 ml	2 x 20 ml	max. 2 x 45 ml
Typical grinding time	30 s – 2 min	30 s – 2 min	30 s – 2 min
Possible applications			
Dry grinding	✓	✓	✓
Wet grinding	-	✓	✓
Cryogenic grinding	-	✓	✓
Cell disruption in single-use vials	max. 10 x 2.0 ml	max. 20 x 2.0 ml or 10 x 5.0 ml or 8 x 30 ml / 50 ml	-
Mixing with conical centrifuge tubes	-	✓	-
Suitable grinding jars			
Grinding jar with push-fit lids	1.5–25 ml	-	-
Grinding jars with screw-top lids	-	1.5–50 ml	50 ml / 80ml / 125 ml
Self-centering clamping device	-	✓	✓
No. of grinding stations	2	2	2
Digital pre-selection of vibrational frequency	3–25 Hz (180–1,500 min^{-1})	3–30 Hz (180–1,800 min^{-1})	3–35 Hz (180–2,100 min^{-1})
Digital pre-selection of grinding time	10 s–99 min	10 s–99 min	10 s–99 h
Memory for Standard Operating Procedures (SOP)	9	9	12
Storable program cycles with up to 99 repetitions	-	-	✓
Control via optional RETSCH App	-	-	✓


Technical data

Drive power	85 W	120 W	750 W
W x H x D	371 x 266 x 461 mm	371 x 266 x 461 mm	690 x 375 x 585 mm
Net weight	approx. 25 kg	approx. 26 kg	approx. 60 kg
More information on			

*depending on feed material and instrument configuration

Typical Sample Materials

RETSCH mixer mills are true allrounders. They homogenize, for example, waste, soil, chemical products, coated tablets, drugs, ores, grain, tissue, glass, hair, ceramics, bones, plastics, alloys, minerals, oil seeds, plants, sewage sludge, pills, textiles, wool etc.



Application example:
Hair

Emax – The Revolution in Ultrafine Grinding

The Emax is an entirely new type of ball mill for high energy milling. The unique combination of high friction and impact results in extremely fine particles within a very short time. The high energy input is a result of the unrivaled speed of 2,000 min⁻¹ and the novel jar design.

The size reduction principle of the Emax combines the benefits of different mill types: high frequency impact (mixer mill), intensive friction (vibratory disc mill), and controlled circular jar movements (planetary ball mill) result in unmatched crushing performance.

An innovative cooling system with water ensures that the high energy input is effectively used for the grinding process without overheating the sample. Due to the special grinding jar geometry, the sample is thoroughly mixed which results in a narrow particle size distribution. Unlike other high energy ball mills, the Emax is capable of continuous grinding operation without interruptions for cooling down. This dramatically reduces the grinding time. The high energy ball mill provides perfect conditions for effective mechanical alloying or grinding down to the nanometer range.

Features such as the integrated safety closure of the grinding jar, control of the set temperature with automatic speed reduction, and integrated imbalance controls make operation of the bench-top mill Emax very user-friendly.



High Energy Ball Mill Emax

Benefits

- Faster and finer grinding than with any other ball mill
- Unmatched speed of 2,000 min⁻¹ allows for extremely rapid size reduction down to the nanometer range
- Innovative integrated liquid cooling allows for continuous operation without cool down breaks
- Temperature control mode with automatic speed reduction
- Special jar design for narrow particle size distributions
- Easy operation via touch screen, memory for 10 SOP
- Two grinding stations, grinding jars with integrated safety closure

Cooling and Temperature Control

The grinding jars of the Emax are cooled in their bracket by an integrated water cooling system. To further reduce the temperature, the mill can be connected to a heat exchanger or the tap. The Emax software allows the user to carry out the grinding process within a defined temperature range, i. e. he can set a minimum and a maximum temperature. When the maximum temperature is exceeded, the mill automatically stops and starts again upon reaching the minimum temperature.

Measuring System GrindControl

By continuously measuring pressure and temperature the processes and reactions which take place inside the grinding jar during grinding can be monitored and recorded.

Accessories and Options

- **Grinding jars**
 - stainless steel 50 ml, 125 ml
 - zirconium oxide 50 ml, 125 ml
 - tungsten carbide 50 ml.
- **Grinding balls**
stainless steel, zirconium oxide, tungsten carbide
 - up to 12 mm for 50 ml grinding jar or
 - up to 15 mm for 125 ml grinding jar.
- **Aeration lid**
for grinding under inert atmosphere; for stainless steel, zirconium oxide and tungsten carbide jars.



Aeration cover

Typical Sample Materials

The High Energy Ball Mill Emax efficiently pulverizes materials such as soil, concrete, carbon fibers, chemical products, ores, gypsum, glass, semi-precious stones, wood, lime, catalysts, ceramics, bones, coal, alloys, metal oxides, minerals, pigments, quartz, slag, tobacco, tea, clay minerals, cement clinker etc.

Emax at a Glance

High Energy Ball Mill



Model

Emax

Application	nano grinding, size reduction, homogenizing, mechanical alloying, colloidal milling, high energy comminution
Fields of application	agriculture, biology, chemistry, construction materials, engineering / electronics, environment / recycling, geology / metallurgy, glass / ceramics, medicine / pharmaceuticals
Feed material	medium-hard, hard, brittle, fibrous – dry or wet

Performance data

Feed size*	< 5 mm
Final fineness*	$d_{90} < 80 \text{ nm}$
Batch size/sample volume*	2 x 45 ml
Speed at 50 Hz	300–2,000 min^{-1}
G-force**	76 g
Cooling	controlled integrated water cooling
Temperature control	min and max temperature may be defined
No. of grinding stations	2
Type of grinding jars	with integrated safety closure devices
Setting of grinding time	00:01:00–99:59:59
Interval operation	with optional direction reversal
Interval time	00:01:00–99:59:59
Pause time	00:01:00–99:59:59
Memory for Standard Operating Procedures (SOPs)	10

Technical data

Drive power	2,600 W
W x H x D	625 x 525 x 645 mm
Net weight	approx. 120 kg
More information on	

*depending on feed material and instrument configuration **($1 \text{ g} = 9.81 \text{ m/s}^2$)



before



after

Application example:
Ores

PM Series – Grind Sizes Down to the Nanometer Range

The powerful and versatile planetary ball mills meet and exceed all requirements for fast and reproducible grinding down to the submicron range. They are used for the most demanding tasks, from routine sample processing to colloidal grinding and mechanical alloying. The extremely high centrifugal forces of the planetary ball mills result in exceptional pulverization energy and therefore short grinding times.

The planetary ball mills are available in versions with 1, 2 and 4 grinding stations. The freely selectable parameter settings, comprehensive range of grinding jars made from top-quality materials as well as the numerous possible ball charge combinations (number and ball size) allow for individual adaptation to a particular size reduction task and are the basis of unmatched versatility in the PM range.

All RETSCH planetary ball mills feature programmable starting time, power failure back-up with storage of the remaining grinding time and automatic grinding chamber ventilation which also cools the grinding jars during operation. Grinding parameters are easily selected and stored via a single button and a graphic display.

The mills – which are available in 7 different versions – are characterized by maximum performance, safety and reliability.

Benefits

- Efficient grinding process for excellent results down to the submicron range
- Reproducible results due to energy and speed control
- Memory for 10 Standard Operating Procedures (SOP)
- Suitable for long-term trials and continuous use
- Different speed ratios available (1:-1; 1:-2; 1:-2.5; 1:-3)
- Grinding jar volumes from 12 ml to 500 ml, in 8 different materials
- Automatic direction reversal helps to avoid caking
- Free-Force-Compensation-Sockets for perfect stability on the bench

10 mm
▽
100 nm*



Planetary Ball Mill PM 400 / PM 400 MA

Range of Models

Planetary Ball Mill PM 100

This ball mill is equipped with one grinding station and pulverizes and mixes a large number of materials. It can be operated with grinding jar volumes from 12 ml to 500 ml. Thanks to the Free Force Compensation Socket (FFCS) technology the vibrations of the mill are compensated. If the PM 100 is placed on a suitable laboratory bench, it can be left unattended during operation.

Planetary Ball Mill PM 100 CM

This version features the same performance data as the classical PM 100; however, the speed ratio of sun wheel to grinding jar is 1:-1 instead of 1:-2. This results in a different ball movement which leads to the sample being pulverized rather by pressure and friction than by impact. This not only reduces abrasion but also heat built-up inside the grinding jar. Hence it is possible to process agglomerating materials in a more gentle way.

Planetary Ball Mill PM 200

The PM 200 possesses 2 grinding stations for grinding jars with a nominal volume of 12 ml to 125 ml. The larger sun wheel diameter results in a higher energy input compared to the PM 100.

Planetary Ball Mill PM 400

The PM 400 is a robust floor model with 4 grinding stations for grinding jars with a nominal volume of 12 ml to 500 ml. It can process up to 8 samples simultaneously which results in a high sample throughput.

Model PM 400 MA

To generate the high energy input which is required for mechanical alloying of hard-brittle materials, the PM 400 is available as "MA" type with a speed ratio of 1:-2.5 or 1:-3.



Pressure and Temperature Measuring System GrindControl

Due to their high energy input Planetary Ball Mills are frequently used for the development of new materials by mechanical alloying. The processes and reactions which take place in the grinding jar during grinding can be measured and monitored with the software controlled GrindControl system. It is available with a stainless steel grinding jar of 250 ml or 500 ml. Jar and PC communicate via a robust and secure wireless connection. The measurement data can be recorded with different sampling rates; the longest interval is 5 seconds, the shortest 5 milliseconds. The complete system – including accessories such as the grinding jar and a conversion kit for gassing – is delivered in an aluminum case.

Measurement ranges: Gas pressure: up to 500 kPa, Temperature: 0–200 °C



Grinding Jars „comfort“



The “comfort” range of grinding jars has been specially designed for extreme working conditions such as long-term trials, wet grinding, high mechanical loads and maximum speeds as well as for mechanical alloying.


- Grinding jar sizes from 12 ml to 500 ml
- Hardened steel, stainless steel, tungsten carbide, agate, sintered aluminium oxide, silicon nitride, zirconium oxide, PTFE
- Gas-tight, dust-proof and pressure-resistant
- User-friendly gripping flanges on jar and lid
- Safe, non-slip seating with builtin anti-rotation device and conical base centering
- Optional safety closure device for gas-tight handling inside and outside of glove boxes
- Optional aeration lid creates an inert atmosphere in the grinding jar
- Grinding jars may be stacked in the PM 100, PM 100 CM and PM 400

Safety

The planetary ball mills feature a Safety Slider which ensures that the mill can only be started after all grinding jars have been securely fixed with a clamping device. The self-acting lock ensures that the grinding jars are seated correctly and securely.

Thanks to the automatic cover closure, the machine does not start unless the cover is properly closed. It can only be opened when the mill is at a complete standstill. The Free-Force-Compensation-Sockets (FFCS) compensate vibrations and secure the stability of the mills on the bench.

Planetary Ball Mills at a Glance

Planetary Ball Mills			
			
Model	PM 100 & PM 100 CM	PM 200	PM 400 & PM 400 MA

Applications	nano grinding, pulverizing, mixing, homogenizing, colloidal milling, mechanical alloying
Fields of application	agriculture, biology, chemistry / plastics, construction materials, engineering / electronics, environment / recycling, geology / metallurgy, glass / ceramics, medicine / pharmaceuticals
Feed material	soft, hard, brittle, fibrous – dry or wet

Performance data

Feed size*	< 10 mm	< 4 mm	< 10 mm
Final fineness*	$d_{90} < 1 \mu\text{m}$	$d_{90} < 1 \mu\text{m}$	$d_{90} < 1 \mu\text{m}$
For colloidal grinding*	$d_{90} < 100 \text{ nm}$	$d_{90} < 100 \text{ nm}$	$d_{90} < 100 \text{ nm}$
Batch/sample volume*	max. 1 x 220 ml	max. 2 x 50 ml	max. 4 x 220 ml
with stacked grinding jars	max. 2 x 20 ml	-	max. 8 x 20 ml
No. of grinding stations	1	2	2 or 4
Suitable grinding jars „comfort“			
12 ml / 25 ml / 50 ml / 80 ml	1 or 2	2	2, 4 or 8
125 ml	1	2	2 or 4
250 ml / 500 ml	1	-	2 or 4
Speed ratio	1:-2 / 1:-1	1:-2	1:-2 / 1:-2.5 or 1:-3
Sun wheel speed	100–650 min ⁻¹	100–650 min ⁻¹	30–400 min ⁻¹
Effective sun wheel diameter	141 mm	157 mm	300 mm
G-force**	33 g	37 g	27 g
Digital grinding time setting (hours:minutes:seconds)	00:00:01 – 99:59:59	00:00:01 – 99:59:59	00:00:01 – 99:59:59
Interval operation	with optional direction reversal	with optional direction reversal	with optional direction reversal
Interval time	00:00:01 – 99:59:59	00:00:01 – 99:59:59	00:00:01 – 99:59:59
Pause time	00:00:01 – 99:59:59	00:00:01 – 99:59:59	00:00:01 – 99:59:59
Memory for Standard Operating Procedures (SOPs)	10	10	10
Measurement of energy input	✓	✓	✓
Serial interface	✓	✓	✓

Technical data

Drive power	750 W	750 W	1,500 W
W x H x D	630 x 468 x 415 mm	630 x 468 x 415 mm	836 x 1,220 x 780 mm
Net weight	approx. 80 kg / approx. 86 kg	approx. 72 kg	approx. 290 kg
More information on			

*depending on feed material and instrument configuration **($1 \text{ g} = 9.81 \text{ m/s}^2$)

Typical Sample Materials

RETSCH planetary ball mills are perfectly suitable for size reduction of, for example, soil, chemical products, ores, glass, household and industrial waste, ceramics, sewage sludge, alloys, minerals, plants etc.



Application example:
Composite ceramics

TM 300 – Grinding & Mixing of Large Sample Volumes

The TM 300 Drum Mill is used for the preparation of granules and powders. The grinding process is performed either in dry or wet conditions. The drum mill can be operated either as a ball or as a rod mill by using the corresponding module.

A sufficient number of balls or rods is required for an effective grinding process. Typically, a final fineness below 150 microns is obtained and can even be as low as 20 µm.

The TM 300 features a yoke and locking mechanism for easy access to the sample. The drum cover is easily removed for cleaning thanks to a quick release locking mechanism.

Parameters like grinding time or start and stop are set conveniently via the display. The following factors have an influence on the final particle size: Sample characteristics, maximum feed size and capacity.



Drum Mill TM 300

Benefits

- Suitable for dry and wet grinding
- Variable speed, reproducible results
- Suitable for long-term operations
- Easy tilt to empty the grinding drum
- Removable sample collector
- Standard sizes of grinding drums from 5 to 43.4 l
- Separation grid to separate sample from grinding balls (only for ball mill)
- Guide rail allows for ergonomic removal of drum
- Grinding drum with gasket for loss-free operation
- Solid noise-protection hood



Accessories and Options

Stainless steel grinding drums are available in sizes from 5 liters to 43.4 liters.

Selection of drum volume, ball and rod filling are determined by type and amount of sample material.

Stainless steel grinding drums

- 5 liters
- 10 liters
- 21.7 liters
- 43.4 liters

Stainless steel grinding media

- Grinding balls: 20 kg with 20 mm diameter
- Grinding rods: 8 pcs. with 30 mm diameter (only for drum 43.4 liters)

Drum Mills at a Glance



Applications	pulverizing, mixing
Fields of application	agriculture, biology, Chemistry, construction materials, engineering / electronics, environment / recycling, geology / metallurgy, glass / ceramics, medicine / pharmaceuticals
Feed material	soft, hard, brittle, fibrous - dry or wet

Performance data

Feed size*	< 20 mm	< 20 mm
Final fineness*	< 20 µm	< 150 µm
Max. Aufgabemenge*	approx. 10 liters	approx. 20 liters
Typical grinding time	30-60 min	30-60 min
Possible applications		
dry grinding	✓	✓
wet grinding	✓	✓
mixing	✓	-
Grinding drums	5 / 10 / 21.7 liters	43.4 liters
Grinding media	balls	rods
No. of grinding stations	1	1
Digital speed setting	0-80 min ⁻¹	0-80 min ⁻¹
Digital time setting	✓	✓


Technical data

Drive power	750 W	750 W
W x H x D	1,500 x 1,260 x 765 mm	1,500 x 1,260 x 765 mm
Net weight	295 kg	295 kg
More information on		

*depending on feed material and instrument configuration

Typical Sample Materials

RETSCH drum mills are ideally suited for the size reduction of minerals, ores, glass, ceramics, coal, cement, pharmaceutical products, food etc.



Application example:
Carbon fibers

The new RETSCH App

As the leading solution provider for sample preparation equipment, RETSCH has taken operating convenience to the next level and created the new Retsch App. This tool makes working with your RETSCH mill easy and convenient.

- Operate your mill via your smart phone or tablet
- Control your devices based on your own application routines
- Access information from the RETSCH application database
- Get in touch with the RETSCH service team

The RETSCH App offers a wealth of information, like operating manual or available accessories, but also application-specific documents.

These include a large number of grinding protocols from the RETSCH application lab which cover a wide range of industries, containing grinding parameters, accessories used and sample images, as well as handling videos which demonstrate use of the mill step by step or "tips & tricks" documents. It is also possible to create your own application database.

RETSCH Connection Kit

The Connection Kit has everything you need to connect your mill via the RETSCH App to a mobile device. It contains all required components:

- RETSCH Box with power supply
- Samsung Galaxy Tab A6 with power supply
- Connecting cable

The operating manual of the RETSCH mill which is used with the RETSCH Box is pre-installed on the tablet.

Superiority in Detail



The clear, intuitive user interface provides quick access to contents.



Laboratory mills can be connected and controlled with the app.



Grinding protocols can be created and stored.



SAMSUNG

Retsch®

Lab GM 200

Remote



2000 RPM



01:00

CUT

Hit/Cut



Interval



The Perfect Solution for Any Product and Analysis Method

In addition, the RETSCH application laboratory offers free [test grindings](#) of customer samples. You will receive your pulverized sample together with a test report with information about recommended instrument configurations. Of course, you are welcome to visit our [application laboratory](#) to assist the trials and get to know the full range of RETSCH's equipment for milling and sieving.

For the majority of analysis methods only a few milligrams or grams of sample are required which should represent the original material. If the sample is not representative, the results will vary with regards to the composition of the material, depending on the part of the original material from which the sample was taken. Therefore, complete homogenization is an important prerequisite for representative sample properties and for correct qualitative and quantitative evaluation of the material. Basically, when selecting grinding parameters and accessories care should be taken not to influence the sample properties and to fulfill the requirements of the subsequent analysis method.



Application Examples:

	Page
• Soil, sewage sludge	69
• Plants, wood, straw	69
• Fertilizers	70
• Feed	70
• Food	71
• Pharmaceutical products	72
• Chemical products	72
• Construction materials	73
• Minerals, ores, stones	74
• Glass, ceramics	75
• Coal, coke, carbon	76
• Electronic scrap, secondary fuels	77
• Plastics, cables, elastomeres, caoutchouc	77
• Leather, textiles	78
• Forensics: Hair, bones, teeth	78
• Cell disruption, DNA or protein extraction, Homogenization of tissue	79
• Metallurgy: Alloys and mechanical alloying	80
• Grinding down to the nanometer range	81



before



after

Soil, Sewage Sludge

Samples of soil or sewage sludge are usually heterogeneous and may contain, for example, straw or stones. They are frequently moist and, when containing clay, even greasy. Which type of mill is suitable for pulverization and homogenization depends on the sample characteristics. As samples are often analyzed for their heavy metal content, it is paramount to use grinding tools made of materials which guarantee neutral-to-analysis sample preparation.

Sample		Mill	Accessories	Feed quantity	Grinding time	Speed	Final fineness (d_{90})
Soil	●	RM 200	mortar and pestle hard porcelain	50 g	4 min	100 min ⁻¹	< 90 μm
Sediment	●	RS 200	100 ml grinding set agate	50 g	8 min	700 min ⁻¹	< 100 μm
Sewage sludge	■	PM 100	125 ml grinding jar zirconium oxide, 7 grinding balls zirconium oxide 20 mm	25 g	10 min	450 min ⁻¹	< 500 μm
	●	PM 100	125 ml grinding jar zirconium oxide, 50 grinding balls zirconium oxide 10 mm	25 g	30 min	500 min ⁻¹	< 20 μm
Loamy soil	●	GM 200	grinding jar polycarbonate, pure titanium knife for heavy-metal-free grinding	290 g	30 s	4,000 min ⁻¹ reverse mode	< 4 mm
Soil	●	MM 400	35 ml grinding jar zirconium oxide, 10 grinding balls zirconium oxide 10 mm	10 g	7 min	30 Hz	< 20 μm

■ Pre-grinding ● Fine grinding * Embrittlement with liquid nitrogen or dry ice ** Wet grinding

i Please note: The achieved grind size depends on the sample material and instrument configurations/settings. Even apparently similar samples may produce different results to those listed above.

Plants, Wood, Straw

Materials such as straw or wood are tough and elastic and frequently contain moisture. For size reduction of such samples RETSCH cutting or rotor mills are the best choice. These can be equipped with different rotor types in accordance with the sample characteristics. As fibrous particles may pass vertically through the sieve apertures, a subsequent fine grinding step is recommended.

Sample		Mill	Accessories	Feed quantity	Grinding time	Speed	Final fineness (d_{90})
Straw	■	SM 200	parallel section rotor, bottom sieve 2 mm, cyclone with 500 ml sample bottle	50 g	30 s	1,500 min ⁻¹	< 10 mm
	●	PM 100	500 ml grinding jar zirconium oxide, 25 grinding balls zirconium oxide 20 mm	50 g	1:15 h	400 min ⁻¹	< 50 μm
Mulch	■	SM 400	parallel section rotor, bottom sieve 10 mm, continuous outlet with 30 l collecting receptacle	5 kg	3 min	280 min ⁻¹	< 10 mm
Waste wood	■	SM 300	6-disc rotor, bottom sieve 2 mm, cyclone with 5 l collecting receptacle	500 g	2 min	3,000 min ⁻¹	< 2 mm
	●	MM 400	50 ml grinding jar stainless steel, 4 grinding balls stainless steel 15 mm	4 g	4 min	30 Hz	< 200 μm
Dried grass	●	Twister	sieve insert 0.5 mm	20 g	1 min	14,000 min ⁻¹	< 500 μm

■ Pre-grinding ● Fine grinding * Embrittlement with liquid nitrogen or dry ice ** Wet grinding

i Please note: The achieved grind size depends on the sample material and instrument configurations/settings. Even apparently similar samples may produce different results to those listed above.



Soil



Sediment



Sewage sludge



Loamy soil



Mulch



Straw



Waste wood



Dried grass



Compound fertilizer



Mineral fertilizer



Dried, fermented manure



Dried compost



Hay



Animal feed pellets



Grain mix for poultry



Chewing bone

Fertilizers

The term „fertilizer“ comprises a large variety of materials with different characteristics. A general distinction is made between organic fertilizers which are heterogeneous, for example manure or compost with soft-greasy or hard-brittle properties, and mineral fertilizers such as nitrate or phosphate compounds which are usually abrasive, hard and brittle. The choice of a suitable mill depends on the characteristics of the sample to be homogenized.

Sample		Mill	Accessories	Feed quantity	Grinding time	Speed	Final fineness (d_{90})
Compound fertilizer	●	SR 300	distance rotor, ring sieve 360° 4 mm	300 g	30 s	3,000 min ⁻¹	< 1 mm
Mineral fertilizer	●	ZM 200	12-tooth push-fit rotor titanium, cassette titanium-niob-coated, ring sieve pure titanium 0.75 mm	500 g	1 min	18,000 min ⁻¹	< 400 µm
Potassium nitrate	●	PM 400	grinding jar zirconium oxide 500 ml, 150 grinding balls zirconium oxide 10 mm	175 g	10 min	380 min ⁻¹	< 9 µm
Dried, fermented manure	●	SM 200	6-disc rotor, bottom sieve 1.5 mm, 5 l collecting receptacle	2 liters	2 min	1,500 min ⁻¹	< 1 mm
NH ₄ H ₂ PO ₄	●	SR 300	standard rotor, ring sieve 360°, 0.25 mm, 30 l collecting receptacle	1 kg	2 min	8,000 min ⁻¹	< 100 µm
Dried compost	■	SM 300	6-disc rotor, bottom sieve 8 mm, 5 l collecting receptacle	1 kg	20 min	2,000 min ⁻¹	< 8 mm
	●	ZM 200	12-tooth push-fit rotor, distance sieve 0.75 mm	200 g	2 min	18,000 min ⁻¹	< 700 µm

■ Pre-grinding ● Fine grinding * Embrittlement with liquid nitrogen or dry ice ** Wet grinding

i Please note: The achieved grind size depends on the sample material and instrument configurations/settings. Even apparently similar samples may produce different results to those listed above.

Feed

The properties of feedstuff vary from fibrous to tough or oily. Quick and effective homogenization with RETSCH mills ensures that all sample components are uniformly represented in the analysis sample. The size reduction process should not have any impact on the residual moisture content, particularly if the sample is to be analyzed for nutritional values which are generally related to the dried substance.







Sample		Mill	Accessories	Feed quantity	Grinding time	Speed	Final fineness (d_{90})
Hay	●	Twister	sieve insert 1 mm	10 g	1 min	14,000 min ⁻¹	< 1 mm
Animal feed pellets	●	SR 300	distance rotor, ring sieve 360° 0.5 mm	500 g	3 min	8,000 min ⁻¹	< 500 µm
Large feed pellets	■	SM 400	parallel-section-rotor, bottom sieve 10 mm, continuous outlet with 30 l collecting receptacle	20 kg	3 min	8,000 min ⁻¹	< 10 mm
Beet pellets	●	SM 200	parallel-section-rotor, bottom sieve 6 mm, 5 l collecting receptacle	300 g	1 min	1,500 min ⁻¹	< 4 mm
Grain mix for poultry	●	ZM 200	push-fit rotor 12-teeth, ring sieve 0.5 mm	200 g	40 s	18,000 min ⁻¹	< 300 µm
Cat food	●	GM 300	5 l grinding container stainless steel, standard lid, standard knife	180 g	3 min	4,000 min ⁻¹	< 2 mm
Chewing bone	■	SM 200	parallel-section-rotor stainless steel, bottom sieve 6 mm stainless steel, 5 l collecting receptacle	50 g	1 min	1,500 min ⁻¹	< 8 mm
	●	ZM 200	12-tooth push-fit rotor, distance rotor 0.5 mm, cyclone	50 g	2 min	18,000 min ⁻¹	< 500 µm


■ Pre-grinding ● Fine grinding * Embrittlement with liquid nitrogen or dry ice ** Wet grinding


i Please note: The achieved grind size depends on the sample material and instrument configurations/settings. Even apparently similar samples may produce different results to those listed above.

Food

Food occurs in a great variety of forms and consistencies and is often inhomogeneous. Food testing labs require representative samples to obtain meaningful and reproducible analysis results. Therefore, food samples need to be homogenized and pulverized to the required analytical fineness. For samples with high water, sugar or fat content, RETSCH's GRINDOMIX knife mills are the perfect choice. For medium-hard and granular food samples like grain one of the RETSCH rotor mills should be used. Cutting mills like RETSCH's powerful SM 300 are suitable for grinding large quantities of tough, fibrous or hard materials. Finally, sticky or pasty samples are best homogenized in a mortar grinder like the RM 200.

Sample		Mill	Accessories	Feed quantity	Grinding time	Speed	Final fineness (d_{90})
Streaky bacon		GM 200	standard lid, serrated blade knife, polycarbonate grinding container	450 g	10 s	7,000 min ⁻¹	
		GM 200	gravity lid, serrated blade knife, polycarbonate grinding container	450 g	20 s	10,000 min ⁻¹	homogeneous
Grapefruits		GM 300	gravity lid with overflow channels, serrated blade knife, polycarbonate grinding container	4 whole fruits	20 s	3,000 min ⁻¹	homogeneous
Hard candy		GM 200	standard lid, standard knife, stainless steel grinding container	100 g	10 s	2,000 min ⁻¹	
		GM 200	standard lid, standard knife, stainless steel grinding container	100 g	15 s	4,000 min ⁻¹	
		GM 200	standard lid, standard knife, stainless steel grinding container	100 g	5 s	6,000 min ⁻¹	< 400 μ m
Fruit gum*		GM 300	lid for dry ice applications, full metal knife, stainless steel grinding container, dry ice	500 g	40 s	1,000 min ⁻¹	
		GM 300	lid for dry ice applications, full metal knife, stainless steel grinding container, dry ice	500 g	20 s	4,000 min ⁻¹	< 1 mm
Herbal tea		ZM 200	12-tooth push-fit rotor, ring sieve 0.5 mm	25 g	1:50 min	18,000 min ⁻¹	< 100 μ m
Corn		ZM 200	12-tooth push-fit rotor, distance sieve 0.5 mm, cyclone with 5 l collecting receptacle	200 g	2:30 min	18,000 min ⁻¹	< 250 μ m
Muesli		Twister	sieve insert 1 mm	50 g	1 min	14,000 min ⁻¹	< 1 mm
Nuts with shell		SM 300	6-disc rotor, bottom sieve 4 mm, 5 l collecting receptacle	1 kg	2 min	2,000 min ⁻¹	< 2 mm
Freeze-dried carp		SM 300	V rotor, bottom sieve 1 mm, 2 l collecting receptacle with cyclone	120 g	2 min	3,000 min ⁻¹	< 1 mm
Stone salt		SM 300	6-disc rotor, bottom sieve 8 mm, 5 l collecting receptacle, cyclone	500 g	10 s	1,500 min ⁻¹	< 4 mm
		SM 300	6-disc rotor, bottom sieve 0,5 mm, 5 l collecting receptacle, cyclone	500 g	1 min	1,500 min ⁻¹	< 500 μ m
Dried Mushrooms		TM 300	grinding drum 10 l steel, 10 kg grinding balls 20 mm steel,	120 g	60 min	60 min ⁻¹	< 100 μ m
Cocoa nibs		RM 200	mortar and pestle hard porcelain	75 g	10 min	100 min ⁻¹	< 100 μ m

 Pre-grinding  Fine grinding * Embrittlement with liquid nitrogen or dry ice ** Wet grinding

 **Please note:** The achieved grind size depends on the sample material and instrument configurations/settings. Even apparently similar samples may produce different results to those listed above.



Streaky bacon



Grapefruits



Fruit gum



Corn



Nuts with shell



Muesli



Freeze-dried carp



Cocoa nibs



Painkillers



Pills with sticky coating



Capsules with liquid filling



Hemp umbels

Pharmaceutical Products

Pharmaceutical products such as pills or capsules are often composed of inhomogeneous components. Some have a sugary coating which makes the sample clump together during homogenization. Capsules with liquid fillings show the same behavior. If volatile or temperature-sensitive ingredients are involved, the homogenization process should not lead to heat build-up beyond a certain temperature in order to preserve these components for subsequent analysis. This can be ensured by improving the breaking properties of the sample by embrittlement during the grinding process. A range of RETSCH mills is suitable for this application.

Sample		Mill	Accessories	Feed quantity	Grinding time	Speed	Final fineness (d_{90})
Painkillers	●	RM 200	mortar and pestle hard porcelain, beech wood scraper	30 pieces	7 min	100 min ⁻¹	< 500 μm
Pills with sticky coating*	●	ZM 200	12-tooth rotor, ring sieve for small volumes 0.12 mm	20 pieces	1 min	18,000 min ⁻¹	< 60 μm
Capsules with liquid filling*	●	MM 400	50 ml grinding jar stainless steel, 25 mm grinding ball stainless steel, KryoKit	5 pieces	1 min	30 Hz	< 300 μm
Cellulose fibers	●	TM 300	Drum 21.7 l steel, 20 kg grinding balls steel 20 mm	450 g	320 min	80 min ⁻¹	< 63 μm
Hemp umbels	■	SM 400	Parallel section rotor, 20 mm bottom sieve	100 kg	1 h	280 min ⁻¹	< 20 mm

■ Pre-grinding ● Fine grinding * Embrittlement with liquid nitrogen or dry ice ** Wet grinding

i Please note: The achieved grind size depends on the sample material and instrument configurations/settings. Even apparently similar samples may produce different results to those listed above.

Chemical Products

Adequate sample preparation ensures that the analyzed sample volume – which often is not more than a few grams – represents the original sample. For neutral-to-analysis size reduction of chemical products, which can vary strongly in their consistency from abrasive to greasy or from brittle to soft, RETSCH offers a variety of mills.

Sample		Mill	Accessories	Feed quantity	Grinding time	Speed	Final fineness (d_{90})
Potassium sulfate	●	SR 300	standard rotor, ring sieve 360° 0.12 mm	1,500 g	5 min	8,000 min ⁻¹	< 100 μm
Copper sulfate	●	MM 500	50 ml grinding jar stainless steel, 110 g grinding balls stainless steel 2 mm, 18 ml toluol**	15 ml	30 min	35 Hz	1 μm
Sulfur	●	ZM 200	12-tooth push-fit rotor, ring sieve 0.25 mm, cyclone	150 g	30 s	18,000 min ⁻¹	< 10 μm
Chromium oxide	■	BB 200	breaking jars tungsten carbide, wearing plates stainless steel	150 g	1 min	gap width: 2 mm	< 5 mm
	●	MM 400	25 ml grinding jar tungsten carbide, 1 grinding ball tungsten carbide 15 mm	15 g	4 min	30 Hz	< 80 μm
Anion exchanger	●	PM 100	250 ml grinding jar stainless steel, 100 grinding balls stainless steel 10 mm	90 g	20 min	450 min ⁻¹	< 60 μm
Rutile	●	Emax	50 ml grinding jar tungsten carbide, 15 grinding balls tungsten carbide 10 mm	20 g	15 min	1,000 min ⁻¹	< 2.8 μm
LiNbO ₃	●	PM 200	50 ml grinding jar zirconium oxide, 110 g grinding balls zirconium oxide 1 mm, 12 ml sodium phosphate 1%**	5 g	4 h	530 min ⁻¹	< 140 nm
Carbon black	●	Emax	grinding jar zirconium oxide 125 ml, 110 g grinding balls zirconium oxide 0.1 mm, 49 g binder solution**	1 g	1 h	1,800 min ⁻¹	< 150 nm

■ Pre-grinding ● Fine grinding * Embrittlement with liquid nitrogen or dry ice ** Wet grinding

i Please note: The achieved grind size depends on the sample material and instrument configurations/settings. Even apparently similar samples may produce different results to those listed above.



Sulfur



Rutile

LiNbO₃

Construction Materials

Construction materials are usually made up of different components which can be challenging for the size reduction process due to their different characteristics (abrasive, soft, oily, brittle). RETSCH's product portfolio comprises sample preparation equipment suitable for the various production steps of construction materials – from the quarrying to the end product. Sample preparation is often carried out in two steps: preliminary grinding or crushing is followed by pulverization of the sample to analytical fineness.

Sample	Mill	Accessories	Feed quantity	Grinding time	Speed	Final fineness (d ₉₀)
Slag	■ BB 400	breaking jaws manganese steel, wearing plates hardened steel	1.74 kg	15 s	gap width: 3 mm	< 15 mm
	● TM 300	drum 21.7 l steel, 20 kg grinding balls steel	1.74 kg	30 min	80 min ⁻¹	< 500 µm
Limestone	■ BB 200	breaking jaws manganese steel, wearing plates stainless steel	1 kg	2 min	gap width: 2 mm	< 5 mm
	● PM 100	500 ml grinding jar stainless steel, 25 grinding balls stainless steel 20 mm	125 g	5 min	400 min ⁻¹	< 80 µm
Limestone	● XRD-Mill McCrone	Grinding cylinders sintered corundum, 7 ml propanol**	7 g	15 min	1,500 min ⁻¹	< 6 µm
Sand	● Emax	125 ml grinding jar zirconium oxide, 18 grinding balls zirconium oxide 15 mm	40 ml	10 min	1,200 min ⁻¹	< 10 µm
Rohgips	■ BB 250	breaking jaws manganese steel, wearing plates stainless steel	1000 g	25 s	gap width: 2 mm	< 10 µm
	■ ZM 200	12-tooth push-fit rotor, distance sieve 10 mm	300 g	20 s	18.000 min ⁻¹	< 10 µm
	● ZM 200	12-tooth push-fit rotor, distance sieve 0.35 mm	300 g	30 s	18.000 min ⁻¹	< 180 µm
Cement	● MM 400	35 ml grinding jar zirconium oxide, 1 grinding ball zirconium oxide 20 mm	15 g	30 s	30 Hz	< 500 µm
Clinker	■ BB 100	breaking jaws and wearing plates stainless steel	500 g	1 min	gap width: 2 mm	< 8 mm
	● DM 400	grinding discs hardened steel	500 g	2 min	gap width: 0.2 mm	< 250 µm
Mortar block	■ BB 200	breaking jaws and wearing plates stainless steel	500 g	1 min	gap width: 5 mm	< 8 mm
	● SK 100	grinding insert and cross beater cast iron, baffle plates hardened steel, bottom sieve 0.5 mm	500 g	3 min	3,000 min ⁻¹	< 500 µm
Concrete	■ BB 50	breaking jaws and wearing plates stainless steel	40 g	1 min	gap width: 2.5 mm	< 4 mm
	● BB 50	breaking jaws and wearing plates stainless steel	40 g	1 min	0.1 mm	< 400 µm
Asphalt*	■ BB 200	breaking jaws and wearing plates stainless steel	400 g	1 min	gap width: 10 mm	< 20 mm
	■ BB 200	breaking jaws and wearing plates stainless steel	400 g	1 min	1 mm	< 5 mm
	● SR 300	Distance rotor, sieve frame grinding insert 180°, sieve insert 180° 1.5 mm	400 g	1 min	3,000 min ⁻¹	< 1 mm

■ Pre-grinding ● Fine grinding * Embrittlement with liquid nitrogen or dry ice ** Wet grinding

i Please note: The achieved grind size depends on the sample material and instrument configurations/settings. Even apparently similar samples may produce different results to those listed above.



Slag



Limestone



Sand



Rohgips



Clinker



Mortar



Concrete



Asphalt



Iron ore



Chromic iron



Lapis lazuli



Jade



Glimmer



Basalt

Minerals, Ores, Rocks

Minerals and ores need to be homogenized to the required fineness before analysis. Material properties vary from brittle and abrasive (e.g. slag) to ductile behavior (e.g. metals in ore). RETSCH offers a full range of crushers and mills for preliminary and fine size reduction of these materials.

Sample	Mill	Accessories	Feed quantity	Grinding time	Speed	Final fineness (d ₉₀)
Iron ore	SK 100	grinding insert and cross beater cast iron, baffle plates hardened steel, bottom sieve 1.5 mm	100 g	30 s	3,000 min ⁻¹	< 1 mm
	Emax	125 ml grinding jar zirconium oxide, 40 grinding balls zirconium oxide 10 mm	50 g	10 min	1,200 min ⁻¹	< 5 μm
	Emax	125 ml grinding jar zirconium oxide, 275 g grinding balls zirconium oxide 0.5 mm, 40 ml water**	50 g	30 min	2,000 min ⁻¹	< 800 nm
Chromic iron	BB 300	breaking jaws manganese steel, wearing plates stainless steel	500 g	5 min	gap width: 1 mm	< 8 mm
	RS 200	100 ml grinding set tungsten carbide	140 g	5 min	1,200 min ⁻¹	< 600 μm
Puzzolan	RS 300	2,000 ml grinding set steel	800 g	15 min	912 min ⁻¹	< 40 μm
Bauxite	BB 500	breaking jaws NiHard4 and wearing plates stainless steel	4.4 kg	1 min	gap width: 0 mm	< 8 mm
Lapis lazuli	PM 200	50 ml grinding jar zirconium oxide, 3 grinding balls zirconium oxide 20 mm	20 g	2 min	420 min ⁻¹	< 90 μm
Jade	BB 50	breaking jaws and wearing plates zirconium oxide	200 g	1 min	gap width: 0.1 mm	< 1 mm
	PM 100	500 ml grinding jar zirconium oxide, 25 grinding balls zirconium oxide 20 mm	200 g	1 min	380 min ⁻¹	< 600 μm
Glimmer	XRD-Mill McCrone	grinding elements sintered corundum, 5 ml propanol**	2 g	10 min	1,500 min ⁻¹	< 10 μm
Zeolithe	Emax	50 ml grinding jar zirconium oxide, 110 g grinding balls zirconium oxide 0.1 mm, 13 ml water**	5 g	10 min	2,000 min ⁻¹	< 200 nm
Basalt	MM 500	125 ml grinding jar stainless steel, 18 x grinding balls stainless steel 15 mm	44 g	2 min	35 Hz	40 μm

■ Pre-grinding
 ● Fine grinding
 * Embrittlement with liquid nitrogen or dry ice
 ** Wet grinding

i Please note: The achieved grind size depends on the sample material and instrument configurations/settings. Even apparently similar samples may produce different results to those listed above.

Glass, Ceramics

Glass and ceramics as well as the raw materials required for their production are usually hard and brittle. Jaw crushers, disc and ball mills are most suitable to reduce these materials in one or two steps to analytical fineness.

Sample		Mill	Accessories	Feed quantity	Grinding time	Speed	Final fineness (d_{90})
Composite ceramics	●	PM 400	500 ml grinding jar zirconium oxide, 25 grinding balls zirconium oxide 20 mm	160 g	30 min	320 min ⁻¹	< 27 μm
Ceramic cones	■	BB 200	breaking jaws manganese steel, wearing plates stainless steel	1 kg	30 s	gap width: 2.5 mm	< 8 mm
	●	RS 200	50 ml grinding set tungsten carbide	30 g	5 min	1,200 min ⁻¹	< 100 μm
Al-Zr-Y ceramic	●	PM 100	50 ml grinding jar zirconium oxide, 3 grinding balls zirconium oxide 20 mm	35 g	5 min	550 min ⁻¹	< 100 μm
Ceramic catalyst	■	BB 250	breaking jaws manganese steel, wearing plates hardened steel	2 kg	1 min	gap width: 2 mm	< 30 mm
	●	RS 300	2,000 ml grinding set standard steel	500 g	3 min	912 min ⁻¹	< 40 μm
Ceramic material	●	MM 500	50 ml grinding jar stainless steel, 1 x grinding ball stainless steel 25 mm	20 g	4 min	35 Hz	110 μm
Tiles	■	BB 500	breaking jaws manganese steel, wearing plates hardened steel	160 kg	1 h	gap width: 1 mm	< 1.8 mm
Silica sand	●	XRD-Mill McCrone	grinding elements sintered corundum, 10 ml water**	2 g	10 min	1,500 min ⁻¹	< 14 μm
Glass bottle (small)	■	BB 50	breaking jaws and wearing plates zirconium oxide	1 piece	30 s	gap width: 2 mm	< 2 mm
	●	BB 50	breaking jaws and wearing plates zirconium oxide		30 s	0.5 mm	< 800 μm
Glass	●	MM 400	25 ml grinding jar tungsten carbide, 4 grinding balls tungsten carbide 12 mm	10 g	4 min	30 Hz	< 50 μm
Glass powder	●	PM 100	50 ml grinding jar zirconium oxide, 110 g grinding balls zirconium oxide 2 mm, 15 ml water**	15 g	3 h	550 min ⁻¹	< 600 nm
Aluminum oxide	●	Emax	50 ml grinding jar zirconium oxide, 110 g grinding balls zirconium oxide 0.1 mm, 18 ml 0.5 % sodium phosphate**	5 g	30 min	2,000 min ⁻¹	< 130 nm
Broken glass	●	DM 400	grinding discs hardened steel	15 ml	1:30 min	gap width: 0.1 mm	< 400 μm

■ Pre-grinding ● Fine grinding * Embrittlement with liquid nitrogen or dry ice ** Wet grinding

i Please note: The achieved grind size depends on the sample material and instrument configurations/settings. Even apparently similar samples may produce different results to those listed above.



Composite ceramics



Ceramic cones



Glass bottle



Glas



Ceramic catalyst




Tiles



Broken glass



Lignite



Anthracite coal



Carbon fibers

Coal, Coke, Carbon

Coal and coke occur in a great variety of compositions. Lignite often contains more residual moisture and fibers of plant residues than stone coal or anthracite. Graphite is a greasy substance and therefore requires extreme energy input to be pulverized. Laboratories worldwide produce representative and homogeneous analysis samples with RETSCH crushers and grinders.

Sample	Mill	Accessories	Feed quantity	Grinding time	Speed	Final fineness (d_{90})	
Lignite	■	BB 300	breaking jaws and wearing plates stainless steel, collector 27.5 l	4 kg	1 min	gap width: 10 mm	< 40 μm
	■	BB 300	breaking jaws and wearing plates stainless steel, collector 27.5 l	4 kg	2 min	2 mm	< 8 mm
	●	ZM 200	12-tooth push-fit rotor, ring sieve 0.2 mm	100 ml	30 s	18,000 min^{-1}	< 100 μm
Boiler coal	●	SR 300	ring sieve 360° 0.25 mm, collecting receptacle 5 l	100 g	2 min	8,000 min^{-1}	< 200 μm
Coal	●	Emax	125 ml grinding jar stainless steel, 40 grinding balls stainless steel 10 mm	30 g	10 min	1,500 min^{-1}	< 17 μm
Anthracite coal	■	BB 50	breaking jaws and wearing plates stainless steel	500 g	30 s	gap width: 5 mm	8 mm
	●	SR 300	ring sieve 360° 0.5 mm, collecting receptacle 5 l	500 g	30 s	8,000 min^{-1}	< 300 μm
Graphite	●	Emax	50 ml grinding jar zirconium oxide, 110 g grinding balls zirconium oxide 1 mm, 13 ml isopropanol**	5 g	8 h	2,000 min^{-1}	< 1.7 μm

■ Pre-grinding ● Fine grinding * Embrittlement with liquid nitrogen or dry ice ** Wet grinding

i Please note: The achieved grind size depends on the sample material and instrument configurations/settings. Even apparently similar samples may produce different results to those listed above.

Electronic Scrap, Secondary Fuels

Both materials usually occur in very inhomogeneous forms. Electronic scrap may contain components as different as hard plastics, soft-elastic foil and thin, ductile metal parts. Secondary fuels consist of a mixture of elastic plastics, organic materials such as wood, plants or soil, and hard materials like glass, small stones or metal pieces. Cutting mills are best suited to reduce the particle size of these materials without too much heat build-up. Large metal pieces such as screws or nails, however, should be removed from the sample before grinding as these would accelerate the wearout of the mill and grinding tools. If materials like soft plastics and foil are subjected to fine grinding in a second step, embrittlement with liquid nitrogen or dry ice is strongly recommended.

Sample		Mill	Accessories	Feed quantity	Grinding time	Speed	Final fineness (d_{90})
Keyboard and mouse	■	SM 300	6-disc rotor, bottom sieve 4 mm, cyclone with 5 l collecting receptacle	1 piece each	2 min	1,500 min ⁻¹	< 5 mm
	●	ZM 200	12-tooth push-fit rotor, ring sieve 0.5 mm, cyclone *		15 min	18,000 min ⁻¹	< 450 μm
Circuit board	■	SM 300	6-disc rotor, bottom sieve 4 mm, cyclone with 5 l collecting receptacle	1 piece	1 min	3,000 min ⁻¹	< 4 mm
	●	RS 200	250 ml grinding set hardened steel		6 min	1,500 min ⁻¹	< 600 μm
Secondary fuels	●	SM 300	parallel-section rotor, bottom sieve 1 mm, cyclone with 5 l collecting receptacle	500 g	3 min	3,000 min ⁻¹	< 1 mm

■ Pre-grinding ● Fine grinding * Embrittlement with liquid nitrogen or dry ice ** Wet grinding

Please note: The achieved grind size depends on the sample material and instrument configurations/settings. Even apparently similar samples may produce different results to those listed above.


Plastics, Cables, Elastomers, Caoutchouc

Pulverizing plastics and elastomers can be a true challenge due to their elastic and tough properties. Liquid nitrogen or dry ice are suitable grinding aids which improve their breaking behavior. The CryoMill is the perfect mill to pulverize these samples under constant cooling with LN₂. Before the actual grinding process starts, the sample is cooled down automatically to a constant temperature of -196 °C. It can also be useful to process plastics with better breaking properties cryogenically if, for example, volatile components need to be preserved during grinding.

Sample		Mill	Accessories	Feed quantity	Grinding time	Speed	Final fineness (d_{90})
Plastic granulate PET*	●	ZM 200	12-tooth push-fit rotor, distance sieve 0.5 mm, cyclone	40 g	20 s	18,000 min ⁻¹	< 450 μm
Rubber duck	■	SM 300	V rotor, bottom sieve 4 mm, cyclone with 1 l collecting receptacle	1 piece	5 min	3,000 min ⁻¹	< 5 mm
	●	CryoMill	50 ml grinding jar stainless steel, 1 grinding ball stainless steel 25 mm	6 g	2 min	30 Hz	< 400 μm
Epoxy molding material	■	BB 50	breaking jaws and wearing plates stainless steel	30 g	1 min	gap width: 2 mm	< 5 mm
	●	MM 400	50 ml grinding jar stainless steel, 1 grinding ball stainless steel 25 mm	5 g	12 min	30 Hz	< 200 μm
Styrene polymer	●	PM 100	500 ml grinding jar stainless steel, 25 grinding balls stainless steel 20 mm	40 g	15 min	380 min ⁻¹	< 150 μm
Hard plastic	■	SM 400	parallel-section rotor, bottom sieve 2 mm	150 g	5 min	280 min ⁻¹	< 1 mm
Caoutchouc	●	CryoMill	50 ml grinding jar stainless steel, 1 grinding ball stainless steel 25 mm	4 g	2 min	30 Hz	< 500 μm

■ Pre-grinding ● Fine grinding * Embrittlement with liquid nitrogen or dry ice ** Wet grinding

Please note: The achieved grind size depends on the sample material and instrument configurations/settings. Even apparently similar samples may produce different results to those listed above.



Keyboard and mouse



Circuit board



Secondary fuels



Plastic granulate PET



Rubber duck



Epoxy molding material



Caoutchouc



Leather glove



Outdoor jacket



Textile

Leather, Textiles

Leather and textiles are usually tough, fibrous and soft and are therefore best reduced in size by cutting. For fine grinding it is often necessary to embrittle and cool the materials down to -196°C with liquid nitrogen.

Sample		Mill	Accessories	Feed quantity	Grinding time	Speed	Final fineness (d_{90})
Leather glove	■	SM 300	parallel-section rotor, bottom sieve 4 mm, 5 l collecting receptacle	1 piece	1 min	$1,500 \text{ min}^{-1}$	< 4 mm fibers
	●	SM 300	parallel-section rotor, bottom sieve 1 mm, 5 l collecting receptacle		3 min	$1,500 \text{ min}^{-1}$	< 1 mm fibers
Outdoor jacket	●	SM 300	V rotor, bottom sieve 0.5 mm, cyclone with 5 l collecting receptacle	1 piece	20 min	$3,000 \text{ min}^{-1}$	< 500 μm
Textile	●	CryoMill	50 ml grinding jar stainless steel, 1 grinding ball stainless steel 25 mm	2 g	4 min	30 Hz	< 500 μm

■ Pre-grinding ● Fine grinding * Embrittlement with liquid nitrogen or dry ice ** Wet grinding

i Please note: The achieved grind size depends on the sample material and instrument configurations/settings. Even apparently similar samples may produce different results to those listed above.

Forensics: Hair, Bones, Teeth

RETSCH offers a range of mills suitable for processing a variety of forensic samples such as fibrous and temperature-sensitive hair, brittle or ductile bones of different sizes and brittle, very hard teeth.

Sample		Mill	Accessories	Feed quantity	Grinding time	Speed	Final fineness (d_{90})
Dyed blond hair	●	MM 200	25 ml grinding jar stainless steel, 6 grinding balls stainless steel 10 mm	1 g	2 min	25 Hz	< 160 μm
Dark hair	●	CryoMill	25 ml grinding jar stainless steel, 6 grinding balls stainless steel 10 mm	1 g	4 min	30 Hz	< 200 μm
Molar tooth	●	MM 400	25 ml grinding jar zirconium oxide, 1 grinding ball zirconium oxide 15 mm	1 tooth	3 min	30 Hz	< 100 μm
Bones	■	BB 50	breaking jaws manganese steel, wearing plates stainless steel	50 g	1 min	gap width: 2 mm	< 8 mm
	●	MM 400	35 ml grinding jar zirconium oxide, 1 grinding ball zirconium oxide 20 mm	8 g	3 min	30 Hz	< 200 μm
Bones	●	SM 300	6-disc rotor, bottom sieve 6 mm	700 g	30 s	$3,000 \text{ min}^{-1}$	< 6 mm

■ Pre-grinding ● Fine grinding * Embrittlement with liquid nitrogen or dry ice ** Wet grinding

i Please note: The achieved grind size depends on the sample material and instrument configurations/settings. Even apparently similar samples may produce different results to those listed above.



Dyed blond hair



Molar tooth



Bones



Bones

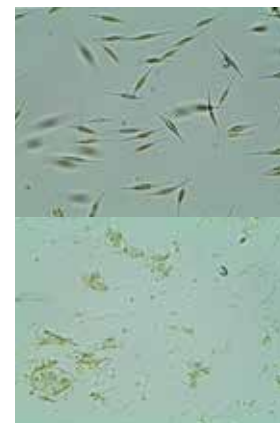
Cell Disruption, DNA or Protein Extraction, Tissue Homogenization

The RETSCH product range features various mills which are suitable for sample preparation of biological substances. A typical application is cell disruption of yeast, bacteria, filamentous fungi or algae in a Mixer Mill MM 400 with glass beads (Bead Beating). The mill can be equipped with adapters for single-use tubes and vials. In contrast to the manual procedure cell disruption in the mixer mill is fully automatic and therefore highly reproducible. Moreover, the sample is hardly warmed during the process. The MM 400 is also suitable for homogenization of cell tissue in buffer. In cases where the cell material must not be warmed, the CryoMill is used for disruption under liquid nitrogen.

Sample	Mill	Accessories	Feed quantity	Grinding time	Speed	Result
Yeast suspension	MM 400	2 adapters, each with 4 conical centrifuge tubes 50 ml, 16 g glass beads 0.5–0.75 mm in each tube	8 x 25 ml	7 min	20 Hz	High protein content
Micro algae in buffer	MM 400	2 adapters, each with 4 conical centrifuge tubes 50 ml, 40 ml glass beads 0.09–0.4 mm in each tube	8 x 20 ml	20 s–3 min	30 Hz	Almost complete cell disruption for DNA analysis
Liver	MM 400	2 adapters, each with 2 conical centrifuge tubes 50 ml, 4 x 20 mm grinding balls stainless steel, fill buffer up to 45 ml	4 x 8 g	2 min	30 Hz	Homogeneous suspension
Fir needles	MM 400	2 adapters for 10 reaction vials 2 ml, 2 grinding balls stainless steel 5 mm in each vial	20 x 2 needles	3 min	30 Hz	Reproducible RNA extraction
E. coli bacteria	CryoMill	grinding jar stainless steel 50 ml, 1 grinding ball stainless steel 25 mm	10 ml frozen cell pellet	2 min	30 Hz	Complete cell disruption for metabolomic analysis

■ Pre-grinding
 ● Fine grinding
 * Embrittlement with liquid nitrogen or dry ice
 ** Wet grinding


Please note: The achieved grind size depends on the sample material and instrument configurations/settings. Even apparently similar samples may produce different results to those listed above.



Micro algae in buffer



Homogenized liver



Fir needles



Iridium alloy



FeMo



Metallpulver



Chromschrott-Platten



Metallurgy: Alloys and Mechanical Alloying

There are various methods to produce alloys. The classic way is to fuse the components at very high temperatures. If only small quantities are required or if the alloys cannot be fused by melting, mechanical alloying is an alternative. For this application ball mills are ideally suited because they provide high energy input. Mechanical alloying uses intensive kinetic processes to fuse powdery components. Alloys are mostly hard-brittle but may also have ductile metal components. RETSCH's planetary ball mills and high energy ball mill Emax are perfectly suited for mechanical alloying. Preparation of the alloys for further analysis can be carried out in a vibratory disc mill.






Sample	Mill	Accessories	Feed quantity	Grinding time	Speed	Result	
Nickel and ceramic	○	PM 400 MA	500 ml grinding jar stainless steel, 400 grinding balls stainless steel 10 mm	270 g nickel 30 g ceramic	1:30 h	400 min ⁻¹	alloy accomplished
Si + Ge + dopant	■	Emax	50 ml grinding jar tungsten carbide, 8 grinding balls tungsten carbide 10 mm sample:grinding ball ratio (w/w) 1:10	3.63 g Si 2.36 g Ge 0.02 g dopant	20 min	1,000 min ⁻¹	good integration of Ge in Si, hardly any glass formation
	○	Emax					
CrSiMo-alloys	●	MM 500	50 ml grinding jar tungsten carbide, 1 grinding ball tungsten carbide 20 mm	25 g	15 min	35 Hz	10 μm
Sintered metal powder	■	BB 500	breaking jaws manganese steel and wearing plates hardened steel	4 kg	20 s	gap width: 0 mm	< 400 μm
Iridium alloy	●	RS 200	50 ml grinding jar tungsten carbide	210 g	4 min	1,200 min ⁻¹	< 150 μm
FeMo	●	RS 200	250 ml grinding set tungsten carbide	400 g	10 min	1,200 min ⁻¹	< 200 μm
Vanadium-aluminum-alloy	■	BB 600	breaking jaws NiHard4 and wearing plates hardened steel	900 kg	40 min	gap width: 15 mm	< 10 mm
Chrome scrap	■	BB 500	breaking jaws NiHard4 and wearing plates hardened steel	20 kg	1 min	gap width: 1 mm	< 10 mm




■ Pre-grinding ● Fine grinding ○ Mechanical alloying * Embrittlement with liquid nitrogen or dry ice ** Wet grinding

i Please note: The achieved grind size depends on the sample material and instrument configurations/settings. Even apparently similar samples may produce different results to those listed above.

Grinding in the Nanometer Range

Nano technology deals with particles in a range from 1 nm to 100 nm that possess special properties related to their size. Nano particles are produced either by the "bottom up" or "top down" method. The first involves synthesizing of single molecules whereas the latter is a mechanical procedure based on colloidal grinding. For the top down method the particles are dispersed in liquid, for example water, buffer solution or alcohol, to neutralize their surface charges. With the planetary ball mills and the high energy ball mill Emax RETSCH possesses suitable mills and the required know-how for grinding applications in the nanometer range.

Sample		Mill	Accessories	Feed quantity	Grinding time	Speed	Result
Titanium dioxide		Emax	50 ml grinding jar zirconium oxide, 110 g grinding balls 0.1 mm zirconium oxide 15 ml 1% sodium phosphate**	10 g	30 min	2,000 min ⁻¹	< 80 nm
		MM 500	125 ml grinding jar zirconium oxide, 110 g grinding balls 0.1 mm zirconium oxide, 30 ml sodium phosphate**	25 g	2 h	35 Hz	95 nm
Barium titanate		Emax	50 ml grinding jar zirconium oxide, 110 g grinding balls zirconium oxide 0.5 mm, 26 ml oleic acid-heptane mixture**	12 g	2 h	1,800 min ⁻¹	< 95 nm
Barium titanate		PM 100	50 ml grinding jar zirconium oxide, 110 g grinding balls zirconium oxide 0.5 mm, 26 ml oleic acid-heptane mixture **	12 g	5 h	600 min ⁻¹	< 100 nm
Aluminum oxide		PM 100	50 ml grinding jar zirconium oxide, 110 g grinding balls zirconium oxide 0.1 mm, 18 ml water**	5 g	4 h	650 min ⁻¹	< 100 nm

 Pre-grinding  Fine grinding  Mechanical alloying * Embrittlement with liquid nitrogen or dry ice ** Wet grinding

 **Please note:** The achieved grind size depends on the sample material and instrument configurations/settings. Even apparently similar samples may produce different results to those listed above.

Your application is not listed?

To find the best solution for your sample preparation task, our application labs around the world offer free-of-charge test grindings and particle analyses. Out of more than 15,000 test reports generated in our labs, the most frequent applications have been collected in this application database.




They Way to Correct Analysis Results

Analyses are part of the quality control process, for example during production or of incoming goods. Typical methods include spectroscopic or chromatographic analyses. If the particle size of the material is too large for processes such as analysis, division, mixing or further treatment it is necessary to reduce the size by grinding. As product properties (e.g. extraction, filtration, or absorption capacity) are often influenced by the particle size, size reduction on a laboratory scale is also essential for the development of new products or production processes.

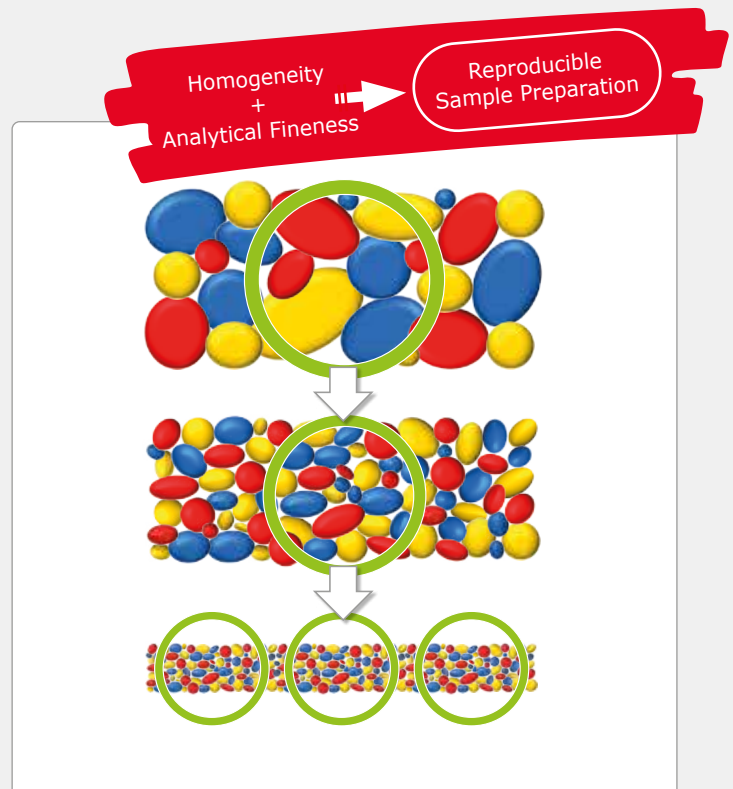
AAS FTIR Sulfate SEM NIR

Homogeneity

Usually only a few grams or milligrams of sample are required for analysis; these, however, need to represent the complete original sample. Depending on the part of the original material from which the sample has been taken, information on the composition of the material may vary greatly, as some components may be overrepresented in that part. To obtain a uniform distribution of components and properties in the laboratory sample it needs to be homogenized. If you take a 1 g analysis sample from a cereal bar, for example, this could consist of a raisin, a nut or a few grains. It is obvious that using such a sample for analysis will not provide representative results. Only through homogenization will parts of the raisin, the nut and the grains be included in the sample. Sometimes sample particles can be inhomogeneous in themselves, for example a grain of wheat.



Cereal bars before and after homogenization



Production of a representative part sample through milling

Required Fineness

A frequent requirement is to „grind the sample to fine powder“. The term powder, however, is not precise. Washing powder, coffee powder and baking powder, for example, all have very different particle size distributions. Another typical request is to grind the sample “as fine as possible“. This involves a high input of energy and time and hence an increase of costs. A more effective approach is to only grind as fine as necessary. It is sufficient if the sample has the required analytical fineness which for most techniques lies between 20 µm and 2 mm.

ICP HPLC XRF Moisture UVS
GC Fat

DTA

Ash

XRD

AES

Sample Preparation

To generate a size reduction effect, the comminution principle of the mill should be matched to the breaking behavior of the particular sample material. Therefore, before selecting a suitable instrument and starting the preparation process, a thorough evaluation of the material is required. Properties such as density, hardness, consistency, residual moisture or fat contents have to be examined. The grinding process can also be influenced by temperature sensitivity, agglomeration behavior or surface reactions. In any case, the requirements of the following analysis should always be taken into account when homogenizing a particular sample.

Before starting the actual grinding process it must be examined if the sample can be processed without division or further treatment.

Sample Division:

The sample quantity is an important factor for correct sample preparation. How much sample is required for analysis? How big is the original quantity in relation to that and what is the particle size? These parameters determine the required amount which is needed for the part sample to be representative. Representative means that the composition of the part sample is identical to that of the original sample.

Sample Treatment:

Moisture, agglomeration, segregation or foreign substances in a sample affect the preparation process and falsify the grinding results. Therefore, the sample needs to be treated before being homogenized.



Even the best / most expensive analyzer cannot compensate sample preparation errors!



Bulk material behavior: small particles tend to accumulate at the bottom. If a sample is extracted from the upper part, representativeness is not guaranteed.

Sample Division

Most laboratory samples consist of an inhomogeneous mixture. Different particle sizes and material densities can lead to segregation during transportation. Extraction of a part sample by sample division is either carried out after preliminary grinding of the entire laboratory sample, or directly from the original material. The selection of the division method and instrument depends on the sample material and quantity. Dry, free flowing samples can be fed via vibratory feeders to rotary tube dividers and sample dividers with a rotating dividing head whereas sample splitters are used for materials with low flowability. Manual random sampling is only acceptable if the sample is absolutely homogeneous.



RETSCH sample dividers: PT 100, PT 200, RT 6.5 – RT 75

Sample Treatment

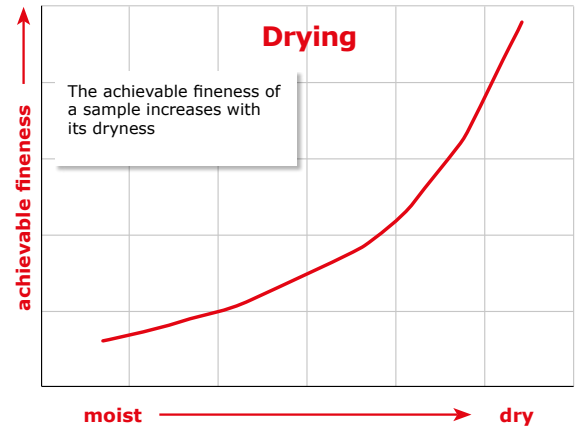
Drying

In most cases moist samples have to be dried before being subjected to size reduction. When choosing the drying method and temperature, care should be taken not to alter the properties of the sample to be determined. This is particularly important when dealing with volatile components such as furans, polychlorinated biphenyls or dioxins. Usually, these sample types can only be air-dried at room temperature.

RETSCH's TG 200 is suitable for gentle and quick drying using the fluidized bed drying method. For many products the drying time is as little as 5 to 20 minutes. Other methods include vacuum and freeze drying as well as drying cabinets.

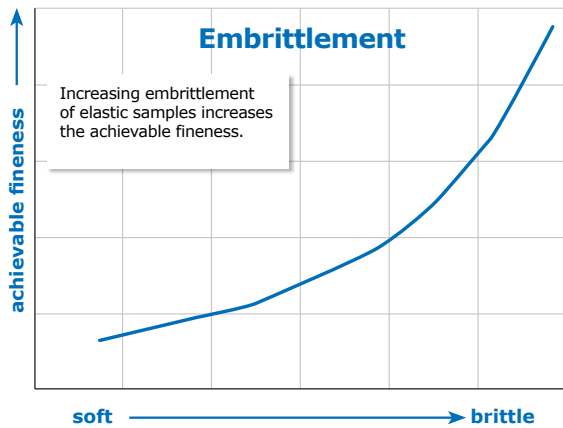


TG 200 for drying small amounts of
3 x 0.3 l or up to 1 x 6 l



Metal Separation

Samples such as industrial waste, recyclable waste or secondary fuels often contain metal components which cannot be pulverized with laboratory mills. On the contrary, metal objects such as steel nails or iron screws can damage the grinding tools which may lead to a considerable deterioration of the mill's performance. Therefore, metal components need to be removed before grinding, for example by using a magnetic separator, and evaluated separately if required.



Embrittlement (with liquid nitrogen or dry ice)

Cooling the sample material often improves its breaking behavior. Hence, temperature-sensitive materials such as some types of plastics need to be cooled directly before being subjected to primary or fine size reduction. One way is to embrittle the sample in liquid nitrogen (N_2 , LN). At a temperature of -196°C even soft rubber becomes so hard and brittle that it can be pulverized. Another way of embrittlement is to mix the sample with dry ice (CO_2 at -78°C).

- Cryogenic grinding is used when volatile components of the sample need to be preserved.
- Materials which must not become moist should not be treated with cooling agents as the humidity condensates on the sample.
- Cooling agents such as LN or dry ice should not be used in closed grinding tools as evaporation causes overpressure inside the jar. Grinding jars of stainless steel, for example those used with the Mixer Mill MM 400, are filled with grinding balls and sample material, closed tightly and are then cooled in liquid nitrogen at -196°C before being inserted into the mill. For grinding under continuous cooling RETSCH's CryoMill is the perfect choice.



CryoMill








Material embrittled with liquid nitrogen

Size Reduction Principles

Laboratory mills work with different size reduction principles. Which type of mill is used for a particular size reduction task always depends on the breaking properties of the sample material. Hard-brittle materials are best pulverized through impact, pressure and friction whereas soft and elastic substances require cutting and shearing effects to be successfully comminuted.

The following mechanisms are suitable for size reduction of solid material:

Size Reduction of Solid Materials				
hard, brittle materials			soft, elastic, fibrous materials	
				
Pressure	Impact	Friction	Shearing	Cutting
Force is applied between two solid surfaces. These can be the surfaces of the grinding tools or of adjacent particles. Pressure is exerted by the grinding tools.	Force is applied on/to a solid surface. It can either be generated by a grinding tool or by particles of the sample. Impact is mainly caused by one-sided and reciprocal particle acceleration.	Force is applied between two solid surfaces. Produced by the vertical pressure of one surface and the simultaneous movement of another surface.	Force is applied between two or more solid surfaces moving in opposite directions which causes a shearing effect. At least one fixed and one moving surface.	Force is applied by blades or by a combination of blades with fixed cutting bars.
Examples: <ul style="list-style-type: none"> • Jaw crusher • Toggle crusher 	Examples: <ul style="list-style-type: none"> • Mixer mills • Planetary mills • Impact mills • Jet impact mills 	Examples: <ul style="list-style-type: none"> • Mortar grinders • Disc mills • Hand mortars 	Examples: <ul style="list-style-type: none"> • Rotor beater mills • Cross beater mills • Ultra centrifugal mills 	Examples: <ul style="list-style-type: none"> • Shredder • Cutting mills • Knife mills
				

Typically, various size reduction principles are combined in a RETSCH mill, such as pressure and friction in mortar grinders or shearing and impact in rotor mills.

Grinding Tools

Each RETSCH mill is equipped with grinding tools that are optimized with regards to their functionality and handling. However, due to the wide range of applications, the requirements may differ greatly. Therefore, RETSCH offers a great variety of accessories to provide the optimum solution for each application. For ball mills, for example, the choice of jar volume, ball charge and material depends on the type and amount of sample. The pulverization energy is determined by the density and weight of the ball material. Jar and balls should always be made of the same material. All grinding tools are available in different materials to ensure neutral-to-analysis sample preparation.



Materials

The materials used for RETSCH grinding tools can be grouped as follows:

- Metal (steel, tungsten carbide, cast iron, titanium)
- Ceramics (zirconium oxide, sintered aluminium oxide, hard porcelain, silicon nitride)
- Natural stone (agate)
- Plastics (PTFE)

The chemical and physical properties of a material determine whether it is available for a particular type of mill. Grinding tools made of steel are available for all mills.

The table below provides an overview of characteristics such as hardness, energy input, wear resistance and possible contamination through abrasion:

Materials					
	Hardness	Density	Energy input*	Wear resistance*	Possible contamination through abrasion
Stainless steel	48–52 HRC (approx. 550 HV)	7.8 g/cm ³	very high	good (to a limited extent)	Fe, Cr
Hardened steel	58–63 HRC (approx. 750 HV)	7.85 g/cm ³	very high	good	Fe, Cr, C (less than stainless steel)
Steel for heavy-metal-free grinding	up to 62 HRC (Rockwell)	7.85 g/cm ³	very high	good	Fe, Mn, C, Si
Manganese steel („Manganese investment casting“)	up to 55 HRC (Rockwell)	7.2 g/cm ³	very high	good	Fe, Mn, C, Cr
NiHard4	up to 63 HRC (Rockwell)	7.75 g/cm ³	very high	very good	Fe, C, Cr, Ni, Si
Tungsten carbide	approx. 1250 HV	14.8 g/cm ³	extremely high	very good	WC, Co (extremely low)
Agate	hard and brittle 6.5–7 Mohs (approx. 1000 HV)	2.65 g/cm ³	very low	good (to a limited extent)	SiO ₂
Sintered aluminum oxide	hard and brittle 8–8.5 Mohs (approx. 1750 HV)	3.9 g/cm ³	low	good	Al ₂ O ₃ , SiO ₂ (low), no contamination with Fe, Cr, Ni or Co
Zirconium oxide	hard and brittle, tougher than agate 7.5 Mohs (approx. 1200 HV)	5.9 g/cm ³	high	very good	ZrO ₂ und Y ₂ O ₃ (marginal), insignificant for analyses
Silicon nitride	approx. 1500 HV	3.2 g/cm ³	low	excellent	Si ₃ N ₄ , Y ₂ O ₃ , Al ₂ O ₃
PTFE	Elastic Shore hardness D 56	2.1 g/cm ³	very low	poor	contamination with F, C

* e.g. ball mills

When choosing a suitable grinding set, several aspects have to be considered:

- **Hardness and breaking behavior of the sample material:**

The material of the grinding set should be harder than the sample to avoid wear. For example, silica sand should not be ground with agate tools but with the much harder zirconium oxide.

- **Abrasion resistance:**

Abrasion resistance indicates how resistant a material is to signs of wear. Tungsten carbide and silicon nitride are highly resistant to abrasion. However, the amount of abrasion also depends on the properties of the sample and the size reduction principle of the mill.

- **Possible contamination through abrasion**

Abrasion cannot be completely avoided in mechanical size reduction processes. Therefore, when choosing a material it should be taken into account if possible contamination will have a negative influence on the product or the subsequent analysis (e.g. abrasion of chrome or nickel influences heavy metal analysis).

- **Energy input**

Another important feature of ball mills and vibratory disc mills is the energy input generated by the different materials. Grinding balls of tungsten carbide, for example, generate a much higher energy input, and thereby a better size reduction effect, due to the higher density of the material, than balls of the same size of other materials.

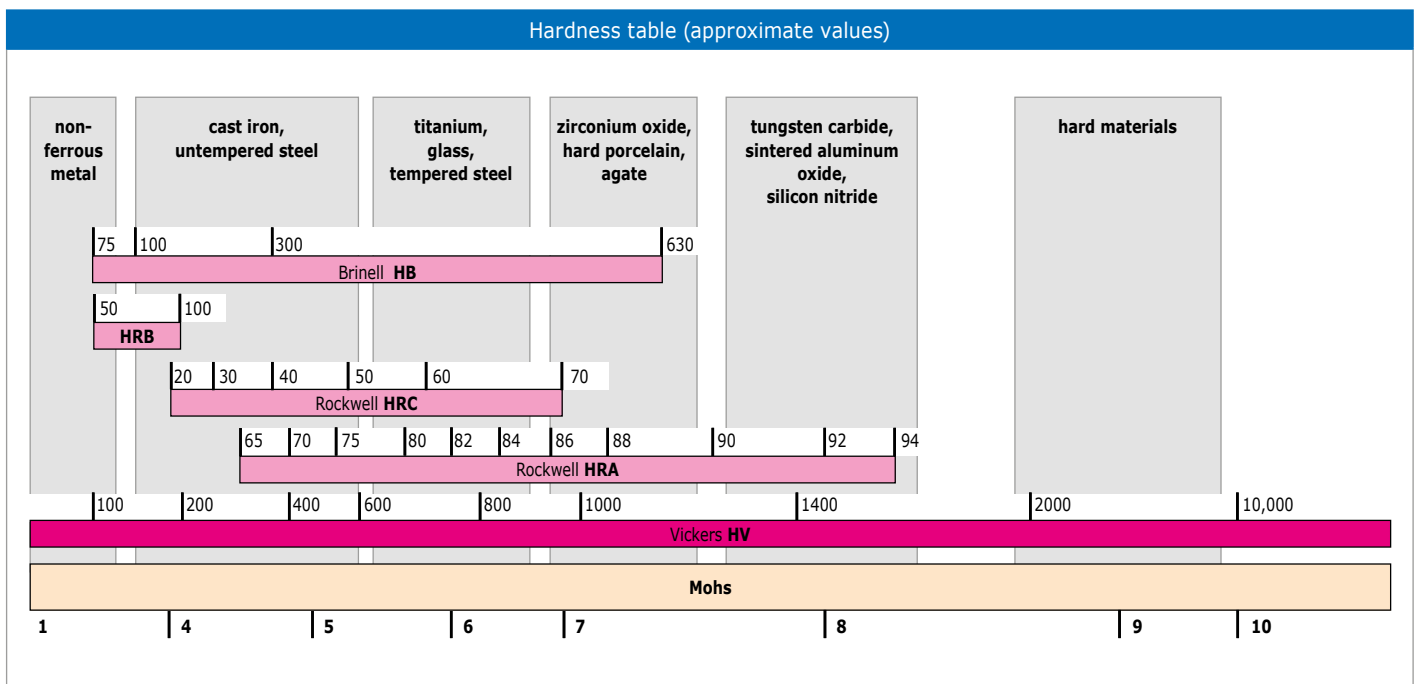
- **Application examples:**

- If soil samples are to be analyzed for iron, chrome or cobalt, grinding tools of stainless or hardened steel are not suitable as they contain the elements which are to be determined.
- If, however, calcium or silicon dioxide are to be analyzed in cement clinker, grinding jars of steel are suitable.
- PTFE, zirconium oxide, silicon nitride and glass can be sterilized; therefore, they are often used for preparing food or microbiological samples.
- Homeopathic products and pharmaceuticals, for example, should only be ground in ceramic or agate grinding sets in order to avoid contamination of the sample.

Hardness

The term hardness describes the mechanical resistance of a material against the penetration of a foreign material. In materials testing the hardness of a material is ascertained by determining the penetration depth of a defined body under given parameters (pressure, angle). The hardness of a particular material can be indicated with different values, depending on the hardness scale to which this value refers (like Mohs or Brinell). The different hardness scales have different origins. The Mohs' scale, for example, classifies the scratch hardness of minerals on the basis of a 10-step scale. The scales of Brinell (HB), Rockwell (HRA / HRB / HRC) and Vickers (HV) originate from the metallurgical sector.

It is not always possible to convert the hardness values from one scale to another. The table below shows a comparison of the scales of Mohs, Vickers, Rockwell (HRA / HRB / HRC).



Grinding Aids

Many grinding tasks which are known from the field of mechanical process engineering can be solved by using one of the various mill types with a suitable size reduction principle. However, some applications cannot be carried out successfully with common laboratory mills despite the wide range of accessories. Challenging grinding tasks include moist samples that cannot be dried as well as soft, elastic or fat, oily substances. To produce ultra-fine powders by mechanical energy input, it is often necessary to add a liquid.

In the above cases, the use of a grinding aid can be helpful. Grinding aids are additives which activate, accelerate and improve chemical or physical processes. Before using a grinding aid for the preparation of solids it must be ensured that the additive does not influence the subsequent analysis or further processing of the sample in any way.

Grinding Aids / Additives

Sample properties may be changed during preparation as long as analysis results are not influenced by it!

Solid Additives

Solid aggregation state (powder, granulate, pellets) for binding fat and/or moisture

When preparing samples for XRF analysis, neutral-to-analysis pellets such as Spectromelt (based on cellulose) are often added to the sample material during grinding in planetary ball mills or vibratory disc mills. Used in the correct mixing ratio, they promote the size reduction effect and help to avoid caking of the material inside the grinding jar. When pelletizing the sample material afterwards, this grinding aid also serves as a binding agent.

The addition of sodium sulfate is a common method to bind fat or moisture that is to be determined afterwards (e.g. when grinding insects or moist soils). Trituration is carried out in mortar grinders which guarantees 100% sample recovery.

Liquid Additives

Liquid aggregation state (water, alcohol, benzine) to avoid agglomeration

To homogenize oil seeds such as rape seeds, soy beans or mustard seeds in ball mills or mortar grinders, it is helpful to add petroleum ether which is used as extraction liquid for the following determination of the oil contents.

The production of ultra-fine powders, e.g. in the ceramics industry, powder metallurgy or mineralogy, can often only be realized by adding a few drops of alcohol or carrying out wet grinding. Usually, water or isopropanol are used as dispersants. Ball mills are especially suitable for wet grinding.

Gaseous Additives

Gaseous aggregation state (inert gas, cooled air)

If a size reduction system is sufficiently ventilated, e.g. through a cyclone or a filter system, frictional heat is continuously discharged. This helps to reduce the warming of the sample material and to increase the throughput.

Gassing with inert gas such as argon during grinding in a ball mill prevents the reaction of surface active particles with oxygen (= oxidation).

Expert Guides

Would you like to learn more about Milling and Sieving?

Please visit our website and download

“The Art of Milling”

with comprehensive material overview

“Sieve Analysis – Taking a close look at quality”

with sieve comparison table

We are happy to send you a printed copy on request.







Sieving

Vibratory Sieve Shakers **92**

AS 200 basic, digit cA, control
AS 300 control
AS 450 basic, control

Horizontal Sieve Shaker **98**

AS 400 control

Tap Sieve Shaker **100**

AS 200 tap

Air Jet Sieving Machine **102**

AS 200 jet

Test Sieves and Accessories **104**

Dynamic Particle Analyzers **106**

CAMSIZER P4, CAMSIZER X2

Static Particle Analyzers **108**

CAMSIZER M1

Key Facts on Sieving **110**

Innovative Technology Sets Standards Worldwide

RETSCH analytical vibratory sieve shakers are used in research & development, quality control of raw materials, semi finished and finished products as well as in production monitoring. The AS 200 series provides a suitable instrument for every requirement and budget. While the AS 300 control is designed for large feed quantities up to 6 kg, the AS 450 control is the ideal sieve shaker for big loads up to 25 kg.

All shakers are suitable for dry and wet sieving. Their patented electromagnetic drive produces a 3-D throwing motion which ensures optimum use of the open sieve area and lets the sample move equally over the whole sieving surface. All electromagnetic sieve shakers feature individual amplitude setting which allows adaptation to the sample characteristics and therefore sharp fractionizing even after very short sieving times. The "control" models can be used as measuring instruments according to DIN EN ISO 9000 ff.

AS 200 basic – The Budget-Priced Basic Model

The economical alternative of the series with familiar RETSCH quality and reliability. With digital adjustment of power and sieving time.



Vibratory Sieve Shaker AS 200 basic with clamping device "economy" and sieve stack

AS 200 digit cA – The All-Purpose Standard Model

The AS 200 digit cA is recommended whenever digital time display, interval operation and adjustment along the vibration height are required.



Vibratory Sieve Shaker AS 200 digit cA with clamping device "standard" and sieve stack

AS 200 control – Meeting the Highest Standards for Quality Control

The microprocessor-controlled measuring and control unit of this model ensures a constant vibration height, allowing for 100% reproducibility of results even among different AS 200 control shakers. One particular characteristic makes this RETSCH product stand out from others: Instead of the vibration height, it is possible to set the sieve acceleration which is independent of the power frequency. Together with the possibility of calibration, this ensures comparable and reproducible sieving results worldwide. Thus, all requirements for the test materials monitoring according to DIN EN ISO 9000 ff are met.

All sieving parameters – vibration height, time, and interval – are set, displayed and monitored digitally which makes operation of the AS 200 control very convenient and quick. Up to 99 standard operating procedures (SOPs) may be stored for routine analyses.



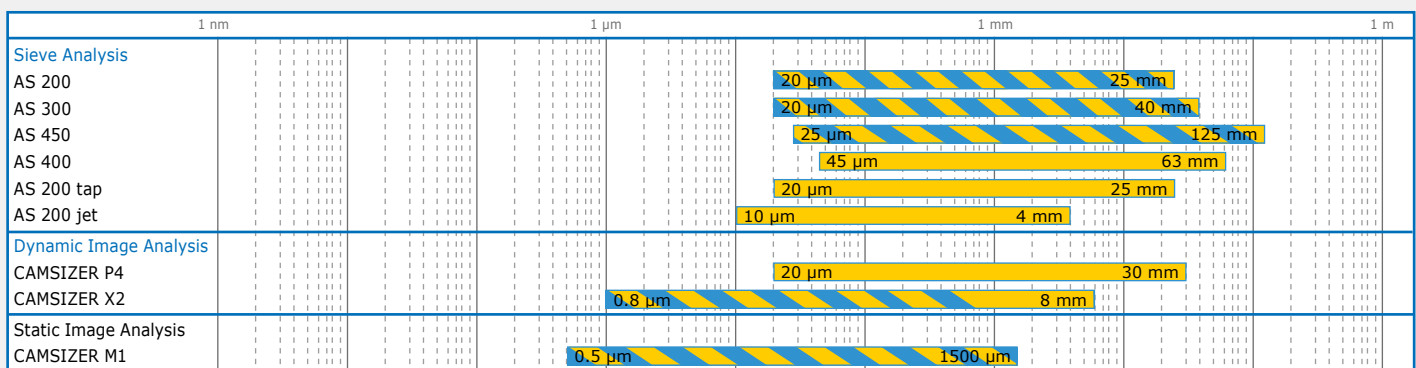
Vibratory Sieve Shaker AS 200 control with clamping device "comfort" and sieve stack

Through the integrated interface the instrument can be connected to a PC and controlled with the evaluation software EasySieve®. This program enables the user to carry out the whole sieving process and its subsequent documentation with convenience, accuracy and conforming to standards.

Benefits

- Sieving with 3-D effect
- For sieves up to 203 mm (8") Ø
- Suitable for dry and wet sieving
- Measuring range 20 µm to 25 mm
- Memory for 99 Standard Operating Procedures (SOPs)
- Digital setting and control of sieving parameters
- Sieve acceleration independent of power frequency
- Patented electromagnetic drive (EP 0642844)
- Test materials monitoring according to DIN EN ISO 9000 ff

The perfect solution for each measuring range



■ Dry measurement ■ Wet measurement

AS 300 control – Designed for Test Sieves up to 315 mm Ø

The AS 300 model has all the benefits of the AS 200 control but is designed for test sieves with a diameter up to 315 mm, providing a sieve surface which is approximately 2.5 times larger. Therefore, the AS 300 is able to separate up to 6 kg of material in one working run. Repetitive operations are greatly simplified with the possibility to store up to 99 standard operating procedures (SOP). For perfectly reproducible sieving results, the AS 300 control can be programmed with sieve acceleration independent of the power frequency instead of vibration height.

The microprocessor-controlled measuring device monitors and automatically readjusts the vibration height. All sieving parameters are set, displayed and monitored digitally. The AS 300 control can be calibrated, and is thus suitable for test materials monitoring. Like all instruments of the "control" series, the AS 300 has an integrated interface for using the evaluation software EasySieve® to control, set and visualize all parameters, including complete documentation of the sieving process.

Benefits

- Sieving with 3-D effect
- For sieves up to 315 mm Ø
- Suitable for dry and wet sieving
- Measuring range 20 µm to 40 mm
- Memory for 99 Standard Operating Procedures (SOPs)
- Digital setting and control of sieving parameters
- Sieve acceleration independent of power frequency
- Reproducible and globally comparable sieving results
- Short sieving times due to large sieve surface and effective movement
- Test materials monitoring according to DIN EN ISO 9000 ff



Vibratory Sieve Shaker AS 300 control with clamping device "comfort" and sieve stack

The sieve shakers of the AS 450 series are robust floor models with a remote operation panel designed for use with 400/450 mm test sieves. They are suitable for sieving products such as minerals, construction materials, coal or soil.

AS 450 basic – The Budget-Priced Alternative

This sieve shaker covers a size range from 25 µm to 125 mm and accepts loads of up to 15 kg. Time and amplitude are digitally set which ensures reproducibility of the sieving process.

The AS 450 basic is suitable for dry and wet sieving. It is the economic solution for users who need to sieve larger quantities of dry material with reliable results.

AS 450 control – The High-Performance Model with CET Technology

With the Vibratory Sieve Shaker AS 450 control RETSCH have designed their first 3-D shaker for 400 mm and 450 mm sieves. It can be used for dry and wet sieving of sample amounts of up to 25 kg. The AS 450 control combines the benefits of electro-magnetic sieving – controlled amplitude with highest reproducibility – with the powerful drive based on CET technology (Continuous Energy Transfer).

Even with high loads a constant vibration height of 2.2 mm and, as a result, high separation efficiency are achieved thanks to the continuous controlled energy input. Manual re-sieving is no longer required.

When it comes to operating comfort, the AS 450 control meets all the requirements of a modern laboratory. All parameters such as amplitude, time and interval are digitally set, displayed and controlled via a remote operation panel. It is possible to store up to 9 standard operating procedures for routine tasks. Like all instruments of the "control" series, the AS 450 comes with a calibration certificate and can be controlled with the evaluation software EasySieve®.



Vibratory Sieve Shaker AS 450 basic, sieve stack 450 mm Ø, remote operation panel



Remote operation panel (e.g. wall-mounted)

Vibratory Sieve Shaker AS 450 control with clamping device "standard" and sieve stack

Benefits

- Sieving with 3-D effect
- High sieve loads (up to 25 kg)
- Suitable for dry and wet sieving
- Measuring range 25 µm to 125 mm
- Sieve stack up to 963 mm, for sieves up to 450 mm Ø
- Memory for 9 Standard Operating Procedures (SOPs)
- With remote operation panel
- Sieve acceleration independent of power frequency
- Test materials monitoring according to DIN EN ISO 9000 ff

Accessories and Options

A wide selection of accessories and options for sieve shakers completes RETSCH's portfolio for optimum sieve analysis results.

• Clamping devices

With the RETSCH clamping devices the sieves are clamped safely, quickly and conveniently on the sieve shaker. The clamping devices "comfort" are particularly user-friendly and time-efficient. Special versions are available for sieving wet materials. The picture below shows clamping devices of the AS 200 which can also be used with models AS 300 and AS 400.



clamping device
„comfort“



clamping device
„standard“




clamping device
„economy“



universal wet sieve
clamping device "comfort"



universal sieve clamping
device "standard"



Clamping device „comfort“

A sieve analysis starts as early as loading the sieve shaker and clamping the lid on the sieve stack. Especially when many samples need to be sieved each day, easy and quick handling of the clamping device is a great benefit. RETSCH's clamping device "comfort" was developed with this in mind. Loading the sieves or changing the height of the sieve stack is done easily without the need to loosen screws or take off the clamp. The "comfort" clamping devices are available for all vibratory and horizontal sieve shakers.

• Test sieves

Standard-compliant and manufactured on the basis of the latest production technology. Standard sieve stacks available.

• Accessories for test sieves

Collecting pans, intermediate pans, intermediate rings and sieve lids.

• Accessories for wet sieving

Clamping lid with nozzles, collecting pans with outlet, venting rings.

• Software EasySieve® and EasySieve® CFR

For control, evaluation and documentation of sieve analyses according to relevant standards.

• Sieving aids

Chain rings, brushes, cubes, balls (e.g. for reducing agglomerations when sieving particles < 100 µm and keeping the mesh free).

• IQ/OQ Documents

We provide IQ/OQ documentation for the „control“ sieve shakers to support IQ/OQ certification by our customers.

• Sample dividers

Meaningful results can only be obtained if the sample represents the original material. Sample dividers produce representative part samples, thus ensuring reproducibility of the analysis.

• Ultrasonic baths and dryers

Suitable for thorough cleaning of test sieves and for quick, gentle drying of samples and sieves.



Vibratory Sieve Shakers at a Glance

Vibratory Sieve Shakers						
						
Model	AS 200 basic	AS 200 digit cA	AS 200 control	AS 300 control	AS 450 basic	AS 450 control

Applications	separation, fractioning, particle size determination
Feed material	powders, bulk materials, suspensions

Performance data

Measuring range*	20 µm – 25 mm	20 µm – 25 mm	20 µm – 25 mm	20 µm – 40 mm	25 µm – 125 mm	25 µm – 125 mm
Max. batch / feed capacity*	3 kg	3 kg	3 kg	6 kg	15 kg	25 kg
Max. number of fractions**	9/17	9/17	11/23	9/17	12/8	13/9 (min. 3)
Max. mass of sieve stack	4 kg	4 kg	6 kg	10 kg	50 kg	50 kg
Adjustment of sieving parameters						
Amplitude	digital 1–100 % (~3 mm)	digital 0.2–3 mm	digital 0.2–3 mm	digital 0.2–>2.2 mm	digital 0–>2 mm	digital 0.2–>2.2 mm
Sieve acceleration***	–	–	1.0–>15.1 g	1.0–>10.0 g	–	1.0–>11.0 g
Time	digital 1–99 min	digital 1–99 min	digital 1–99 min	digital 1–99 min	digital 1–99.9 min	digital 1–99 min
Interval operation	–	10 s (fixed)	1–99 s	1–99 s	10 s (fixed)	10–99 s
Storable Standard Operating Procedures (SOPs)	–	–	99	99	1	9
Sieving motion	throwing motion with angular momentum					
Suitable for wet sieving	✓	✓	✓	✓	✓	✓
Serial interface	–	–	✓	✓	–	✓
Including test certificate / calibration possible	–	–	✓	✓	–	✓

Technical data


Suitable sieve diameters	100 mm – 203 mm		100 mm – 315 mm	400 mm – 450 mm	
Height of sieve stack	up to 510 mm	up to 620 mm	up to 510 mm	up to 830 mm	up to 963 mm
W x H x D	417 x 212 x 384 mm		417 x 222 x 384 mm	680 x 280 x 680 mm	714 x 435 x 658 mm
Net weight	approx. 35 kg		approx. 42 kg	approx. 140 kg	approx. 200 kg

More information on

*depending on feed material and used sieve set **depending on sieve height and clamping unit ***($1\text{ g} = 9.81\text{ m/s}^2$)

Typical Sample Materials

Vibratory sieve shakers are used for particle size analysis of products such as construction and filling materials, soil, chemicals, sand, coffee, coal, fertilizers, flour, metal powders, minerals, seeds, washing powder, cement clinker and many more.



AS 400 control – Sieving on One Level

The **RETSCH AS 400 control** is used for sieving dry goods with test sieves up to 400 mm in diameter. The uniform, horizontal circular sieving motion produces a sharp separation of the sample fractions. Fine and coarse-grained goods from areas such as milling, brewing, chemical industry, quarries, soil testing, woodworking and plastics industry, can be exactly separated with the AS 400 control. This particular sieving motion is preferably used for long or fibrous, needle-shaped or flat materials due to their horizontal orientation. For the testing of plastics (grainy molding materials), the standard **DIN 53 477** stipulates exactly this circular sieving motion.

The AS 400 control can be used as test instrument for the quality control according to DIN EN ISO 9000 ff. Due to the controlled drive which is independent of the power frequency the AS 400 control yields reproducible results worldwide. The speed and sieving time are set, displayed and monitored digitally. The instrument is supplied with a test certificate and can be recalibrated.

If desired, the rotation direction can be set to alternate in the interval. A memory for 9 sieving programs facilitates routine analyses. The AS 400 control has an integrated interface for controlling all sieving parameters via the EasySieve® software.

The AS 400 control is a robust device, which meets highest requirements due to its superior technology. The base plate can take very high loads due to 4 eccentric guides. With the option to install clamping devices for sieves with diameters from 100 mm to 400 mm (4" to 16") the AS 400 is suitable for a wide range of applications. With the proven clamping device "comfort" the sieve stack can be fastened conveniently with two simple steps. For occasional sieving processes we recommend the inexpensive clamp "standard".

The clamping devices of AS 200 and AS 300 can be used with the AS 400 for clamping sieve stacks with diameters of 100 mm, 150 mm, 200/203 mm and 305/315 mm.



Horizontal Sieve Shaker AS 400 control with clamping device "comfort" and sieve stack

Benefits

- Circular sieving motion according to DIN 53477
- For sieves up to 400 mm Ø
- Measuring range 45 µm to 63 mm
- Easy operation, ergonomic design
- Free digital selection of process parameters (time, speed, interval)
- Memory for 9 Standard Operating Procedures (SOPs)
- Test materials monitoring according to DIN EN ISO 9000 ff

Accessories and Options

- Clamping devices
- Test sieves
- Sieving aids
- IQ/OQ documentation
- Software EasySieve®
- Sample dividers
- Ultrasonic baths and dryers



IQ/OQ documentation and sieving aids for AS 400



AS 400 at a Glance

Horizontal Sieve Shaker



Model

AS 400 control

Applications	fractioning, particle size determination
Feed material	powders, bulk materials

Performance data

Measuring range*	45 µm – 63 mm
Max. batch / feed capacity	5 kg
Max. number of fractions**	7/9/17
Max. mass of sieve stack	15 kg
Adjustment of sieving parameters	
Speed	digital, 50 – 300 min ⁻¹
Time	digital, 1 – 99 min
Interval operation	1 – 10 min
Storable Standard Operating Procedures (SOPs)	9
Sieving motion	horizontal circular motion
Suitable for wet sieving	-
Serial interface	✓
Including test certificate / can be calibrated	✓

Technical data

Suitable sieve diameters	100 mm – 400 mm
Height of sieve stack	up to 450 mm
W x H x D	540 x 260 x 507 mm
Net weight	approx. 70 kg
More information on	

* depending on feed material and used sieve set

** depending on the used sieve heights

Typical Sample Materials

The horizontal circular sieving motion of the AS 400 control is perfectly suitable for the separation of materials such as construction materials, wood chips, compost, flour, milled grain, grainy molding materials, seeds and many more.



Wood chips



Flour

AS 200 tap – Mechanizing Hand Sieving

The RETSCH AS 200 tap is suitable for dry sieving with test sieves of 200 mm or 8" diameter. The combination of horizontal, circular sieving motions with vertical taps reproduces the principle of hand sieving. The uniform mechanical action ensures reliable and reproducible measurement results.

This special type of sieving motion used by the AS 200 tap is specified in various standards for particle size analysis of materials such as activated carbon, diamonds, spices, metal powders, abrasives or cement.

Operating the AS 200 tap is exceptionally easy and safe. The integrated clamping device allows for sieve stacks with up to 7 or 13 fractions, depending on the height of the sieve frame. The sieving time is set from 1 to 99 minutes via a digital display.

The number of rotations and taps is fixed; the tapping motion can be deactivated, if required. A safety switch and an anti-trap protection provide maximum safety. Thanks to an integrated interface, the AS 200 tap can be controlled with the evaluation software EasySieve®.

Benefits

- Sieving with circular motion and vertical taps according to standards
- Measuring range 20 µm to 25 mm
- For 200 mm / 8" sieves
- Sieve stack up to 350 mm
- Digital time setting
- Integrated interface
- Suitable for dry sieving

Tap Sieve Shaker AS 200
tap with sieve stack



Horizontal Circular Sieving
Motion with Taps

25 mm
20 µm



Accessories and Options

The AS 200 tap is a robust and maintenance-free sieve shaker. The compact sound-enclosure cabinet helps to substantially reduce noise emission and ensures CE conformity.

Accessories

- Test sieves
- Ball-pan hardness test kit
- Sieving aids
- IQ/OQ documentation
- Software EasySieve®
- Sample dividers
- Ultrasonic baths and dryers



Tap Sieve Shaker AS 200 tap with sound-enclosure cabinet and sieve stack

AS 200 tap at a Glance

Tap Sieve Shaker



Model

AS 200 tap

Applications	fractioning, particle size determination
Feed material	powders, bulk materials

Performance data

Measuring range*	20 µm – 25 mm
Max. batch / feed capacity	3 kg
Max. number of fractions**	7/13
Max. mass of sieve stack	6 kg
Adjustment of sieving parameters	
Speed	fixed, 280 min ⁻¹ , taps: 150 min ⁻¹
Time	digital, 1 – 99 min
Interval operation	-
Storable Standard Operating Procedures (SOPs)	-
Sieving motion	horizontal circular motion with taps
Suitable for wet sieving	-
Serial interface	✓
Including test certificate / can be calibrated	-

Technical data	without sound-enclosure cabinet	with sound-enclosure cabinet
	Suitable sieve diameters	200 mm / 203 mm (8")
Height of sieve stack	up to 350 mm	
W x H x D	700 x 650 x 450 mm	735 x 675 x 530 mm
Net weight	approx. 68 kg	approx. 92 kg
More information on		

* depending on feed material and used sieve set

** depending on the used sieve heights

Typical Sample Materials

Tap sieve shakers are used for sieving a variety of materials including activated carbon, diamonds, spices, metal powders, abrasives cement etc.



Diamonds



Cement


AS 200 jet – Quick and Gentle Quality Control of Fine Powders

The Air Jet Sieving Machine AS 200 jet is particularly suitable for low density and low particle size materials which tend to agglomerate. It is used with sieves of 10 microns mesh size and up. The procedure is very gentle on the material as no mechanical sieving aids are required. The average sieving time is only 2-3 minutes.

The AS 200 jet is specifically designed for test sieves with a diameter of 203 mm/8" (or 200 mm with adapter). The air jet generated by an industrial vacuum cleaner can be adjusted by using the manual vacuum regulation. Optionally, an automatic vacuum regulation is available.

The Open Mesh Function, a procedure which greatly reduces the number of near-mesh particles, provides optimum separation efficiency, excellent reproducibility and a longer service life of the sieves.

Sieving time and nozzle speed are conveniently selected with a single button; the settings are shown in the graphic display. The Quick Start Mode is used to start the sieving process under standard conditions without entering parameters.



Air Jet Sieving Machine AS 200 jet with test sieve



Air Jet Sieving Machine AS 200 jet with cyclone and sample bottle

Benefits AS 200 jet

- Air jet technology for dispersion and deagglomeration
- Measuring range 10 µm to 4 mm
- Quick, efficient procedure
- Open Mesh Function reduces near-mesh particles
- Digital parameter setting (time, vacuum, speed)
- Quick Start option
- Variable nozzle speed
- Automatic vacuum regulation and cyclone (options)
- Memory for 9 Standard Operating Procedures (SOPs)
- Suitable for RETSCH standard sieves
- Maintenance-free

Accessories and Options

- **Cyclone with holder and collecting receptacle**
To extend the service life of the filters in the vacuum cleaner and for recovery of the sample fraction passing the sieve, we recommend the use of the optional cyclone. The separation degree and limiting particle size respectively depend on the sample characteristics.
- **Automatic vacuum regulation**
The automatic vacuum regulation permanently monitors the air jet and keeps it at a constant rate. This increases the reproducibility of the sieve analysis.
- **Industrial vacuum cleaner**
- **Test sieves 20 µm and up with stainless steel sieve mesh**
- **Test sieves 10 µm and 15 µm with electroformed sheet (ISO 3310-3)**
- **Adapter and lid for test sieves**
200 mm Ø x 50 mm and 200 mm Ø x 25 mm
- **Sieving aids**
- **IQ/OQ documents**
- **Software EasySieve®**
- **Sample dividers**
- **Ultrasonic baths and dryers**



The delivery scope of the AS 200 jet includes a manual vacuum regulation (1), two sieve lids (2), a sound absorber (3) and a rubber mallet.

Typical Sample Materials

The Air Jet Sieving Machine AS 200 jet is perfectly suitable for particle size analysis of construction materials, spices, catalysts, plastics, flour, pharmaceutical products and many more.

AS 200 jet at a Glance

Air Jet Sieving Machine



Model

AS 200 jet

Applications	fractioning, particle size determination
Feed material	powders, bulk materials

Performance data

Measuring range*	10 µm – 4 mm
Max. batch / feed capacity*	approx. 100 g
Max. number of fractions	1 (2 with cyclone)
Adjustment of sieving parameters	
Nozzle speed	digital, 5–55 min ⁻¹
Time	digital, 00:10–99:59 min
Open Mesh Function	10 min ⁻¹ (fixed), +20°, -10°
Vacuum**	2000–9999 Pa / 20–99 mbar / 0.3–1.45 psi
Storable Standard Operating Procedures (SOPs)	9 plus Quick Start
Sieving motion	dispersion by air jet
Serial interface	✓
Including test certificate / can be calibrated	✓

Technical data

Suitable sieve diameters	RETSCH standard test sieves Ø 200 mm/203 mm (8")
Height of sieve stack	1 sieve 25/50 mm (1"/2")
W x H x D	460 x 288 x 305 mm
Net weight	approx. 14 kg
More information on	

*depending on feed material and used sieve

** using the automatic vacuum regulation



Spices



Plastics

Test Sieves 200, 203 mm (8") in Diameter – Highest Precision for Accurate Analysis Results

The well-proven RETSCH sieves consist of a solid stainless steel sieve frame of high stability for reliable sieving results. Paying close attention to mesh-specific requirements, the sieve fabric is precisely joined into the frame and tautened. The individual laser engraving of each RETSCH test sieve provides a clear and accurate labeling with full traceability.

The sieves can be easily combined with all other sieve brands. Each sieve that leaves our company comes with a test report or, at your request, with a special inspection certificate in conformity with national and international standards. RETSCH calibration certificates confirm a great number of precision measurements, thus ensuring an even higher statistical reliability for your quality control.

RETSCH test sieves are available in many sizes and varieties, primarily in the four frame sizes most widely used in laboratory analytics:

- 200 x 50 mm, 200 x 25 mm
- 8"x 2" (203 x 50 mm), 8"x 1" (203 x 25 mm).



Test sieves 200 x 50 mm and 200 x 25 mm

Benefits

- Stainless steel sieve frame with high form stability
- High degree of corrosion resistance and easy cleaning thanks to high-alloy stainless steel
- Sieve mesh sizes from 20 µm to 125 mm
- Permanently tight sieve fabric
- Excellent product quality due to extensive optical inspection
- Maximum stability and optimum sealing when used in sieve stacks thanks to the o-ring which is placed in the recess designed for this purpose
- Clear and precise labeling of the sieves with full traceability based on individualized laser engraving



Test Sieves with Diameters of 100, 150, 305, 315, 400 and 450 mm

- Sieve meshes, frames and labeling comply with standards
- Tested 5 times, with quality certificate
- According to DIN ISO, ASTM, BS
- Individual inspection certificate for test materials monitoring according to ISO 9000 ff available on request
- Stainless steel sieves, 20 µm to 125 mm
- Also available with perforated plate, round or square



Accessories and Options

A wide selection of accessories allows for perfect sieve analyses.



- **Accessories for test sieves**

Collecting pans, collecting pans with outlet, intermediate pans, intermediate rings, venting rings and sieve lids.

- **Sieving aids**

Chain rings, agate, rubber or steatite balls, brushes, polyurethane cubes.

- **Test sieve rack**

Accommodates up to 10 test sieves of 200/203 mm Ø.

- **Ultrasonic baths and dryers**

For thorough cleaning of test sieves and for quick and gentle drying of samples and sieves.

- **Sample dividers**

For the extraction of representative part samples.



Control, Evaluation, Documentation with EasySieve® and EasySieve® CFR

EasySieve®, the RETSCH software for particle size analyses, automatically performs and documents all measurement and weighing processes – from the registration of the weight of the sieve to the evaluation of the data.

The intuitive design of the software reflects the process of particle size analysis step by step. The abundance of evaluation possibilities offers maximum flexibility with regard to user-specific adjustments.

The new EasySieve CFR version offers compliance with FDA 21 CFR Part 11.



Particle Size and Particle Shape Analysis with Image Analysis



Dynamic Image Analysis is one of the most accurate methods when it comes to measuring the particle size and particle shape. It is an established alternative to sieve analysis and laser diffraction and is greatly superior to these with regard to precision, reproducibility and information content in a size range from 0.8 μm to 30 mm. The particle analyzer CAMSIZER P4 measures pourable bulk goods and granulates with a maximum particle size of 30 mm. The CAMSIZER X2 is ideally suited for analyzing fine powders and suspensions from 0.8 μm up to several mm. The CAMSIZER M1 uses static image analysis to measure particles in a range from 0.5 μm to 1,500 μm and provides accurate size and shape information down to the low micron range.

CAMSIZER® P4 – Particle Characterization of Pourable Bulk Goods

Microtrac MRB's CAMSIZER P4 is a high-performance particle analyzer which uses Dynamic Image Analysis for the simultaneous measurement of particle size and particle shape of powders and granulates.

The patented Dual Camera Technology provides the required resolution to characterize pourable solids in a wide size range from 20 μm to 30 mm. The CAMSIZER P4 offers a wealth of information on particle characteristics with a typical measurement time of only a few minutes. Moreover, the size analysis results are 100% compatible to those obtained by sieve analysis.

These features make the CAMSIZER P4 the perfect alternative to traditional sieving.



Dynamic Particle Analyzer CAMSIZER P4

Benefits

- Dynamic Image Analysis with patented Dual Camera Technology (complies with ISO 13322-2)
- Wide measuring range from 20 μm to 30 mm
- Measurement results 100 % compatible to sieve analysis and laser diffraction results.
- Results in real time (analysis of 60 images/s)
- Particle shape analysis possible (e.g. to detect agglomerations, broken particles or contaminations)
- Reliable detection of „oversized“ particles
- Results in real time (analysis of 60 images/s)

CAMSIZER® X2 – For Quality Control of Fine Powders and Suspensions

The CAMSIZER X2 is ideally suitable for quality control of fine powders, granulates and suspensions in a size range from 0.8 µm to 8 mm. It features the Dual Camera Technology just like the CAMSIZER P4 but is optimized for analysis of fine particles.

The CAMSIZER X2 provides three alternative dispersion options via the modular X-Change system: Pourable, not agglomerating powders are measured in free fall (X-Fall module); the dry dispersion unit (X-Jet module) disperses agglomerated particles through a nozzle with adjustable overpressure; finally, it is also possible to disperse the particles in liquid (X-Flow module). Thus the CAMSIZER X2 offers the optimum dispersion option for every sample material.

Benefits

- Dynamic Image Analysis with patented Dual Camera Technology (complies with ISO 13322-2)
- Wide measuring range from 0.8 µm to 8 mm
- New optical system with ultra-strong LEDs for highest resolution and excellent depth of sharpness
- Frame rate of more than 300 images/s with 4.2 MPixel cameras
- Reliable detection of smallest amounts of „undersized“ or „oversized“ particles
- Results in real time
- Modular system „X-Change“ for dry and wet dispersion



Measurement of fine powders, granulates and suspensions from 0.8 µm – 8 mm

Dynamic Particle Analyzer CAMSIZER X2 with X-Jet module for dispersion by air pressure



CAMSIZER X2 with X-Dry module

Benefits of the Dual Camera Technology

The dual camera technology invented by Microtrac MRB is a landmark in the development of image analysis technology. Extremely wide dynamic measuring ranges can be analyzed by simultaneously employing two cameras with different magnifications. This is accomplished without hardware adjustments or modifications and without compromising accuracy. Each camera is specialized for one measuring range. The ZOOM camera analyzes fine particles with highest precision whereas the BASIC camera detects the larger particles with excellent statistics. A special algorithm combines the information provided by both cameras and delivers the exact size distribution in a possible range of more than three decades!

This arrangement resolves a significant drawback of many image analysis systems that employ only one camera, e. g. microscopes. Such instruments either cannot correctly report the fine particles in wide size distributions, or the large particles are not captured due to the small field of view.

CAMSIZER® M1 – Fully Automated Static Image Analysis

With the CAMSIZER M1 MICROTRac MRB extends their range of powerful particle characterization instruments.

The measurement method of Static Image Analysis (ISO 13322-1) is perfectly suited for high-resolution analysis of narrow particle size distributions in the lower micron range while simultaneously determining the particle shape of fine powders and suspensions. The sample stage of the CAMSIZER M1 may be equipped with various inserts allowing for evaluation of an area corresponding to up to eight standard object slides.

The CAMSIZER M1 convinces with superior technology. The system features five objectives with magnifications from 2.5 x to 50 x and three illumination modes: incident light, transmitted light and a combination of both. The analyzer may be equipped with an additional 1.25 x or 100 x objective.

The sample stage covers a wide traversing range and possesses a high positional accuracy. Hence, the CAMSIZER M1 provides pin-sharp images and guarantees optimum measurement conditions over the complete size range.

With the innovative stitching function, large and elongated particles extending over more than one image can be pieced together and evaluated, even if they exceed the nominal upper limit of the measurement range.



Static Particle Analyzer CAMSIZER M1 with M-Jet

Benefits

- Measuring range 0.5 to 1,500 µm
- 18.1 Megapixel color camera - 5 magnifications
- Exact analysis of small particles
- Evaluation of individual particles with Particle X-Plorer software module
- Shape analysis with highest precision
- Dry and wet measurement possible
- Highly efficient dispersion unit M-Jet for preparation of powder samples

Efficient powder dispersion with M-Jet



Set parameters: The M-Jet is operated conveniently via a touch display






Load sample: A powder sample is placed into the dispersion chamber of the M-Jet.



Dispersion: The sample is distributed homogeneously onto an object slide and is ready for analysis.

CAMSIZER® at a Glance

	Particle Analyzers		
			
Model	CAMSIZER®P4	CAMSIZER®X2	CAMSIZER®M1

Applications	Particle size and shape measurement with Dynamic Image Analysis and Static Image Analysis		
Type of analysis	dry analysis	dry and wet analysis	dry and wet analysis
Feed material	dry, pourable bulk goods	fine powders, granulates, suspensions	fine powders and suspensions

Performance data

Measurement range	20 µm – 30 mm	0.8 µm – 8 mm	0.5 µm – 1,500 µm
Measurement principle	Dynamic Image Analysis with Dual Camera Technology (complies with ISO 13322-2)	Dynamic Image Analysis with Dual Camera Technology (complies with ISO 13322-2)	Static Image Analysis (ISO 13322-1)
Measurement time	approx. 2–3 min*	approx. 1–3 min*	approx. 5–60 min*
Measurement	60 images/s, approx. 1.3 MPixel	> 300 images/s, approx. 4.2 MPixel	> 2 images/s, 18.1 MPixel

Technical data

W x H x D	approx. 650 x 850 x 350 mm	approx. 580 x 850 x 570 mm	approx. 450 x 540 x 550 mm
Net weight	approx. 40 kg	approx. 50 kg	approx. 45 kg
More information on			

*depends on desired statistics

Typical Sample Materials

CAMSIZER P4: Sugar, fertilizers, food, pharmaceutical pellets, catalysts, abrasives, plastic granulates and extrudates, sand, metal powders, sediments, and many more.

CAMSIZER X2: Fine powders and granulates such as food, coffee, pharmaceutical products, metals, abrasives, chemical raw materials, construction materials, ceramics, fibres, suspensions, and many more.

CAMSIZER M1: Pharmaceutical active ingredients and excipients, metal powder, abrasives, chemical raw materials, ceramics, fibers, suspensions, food etc.



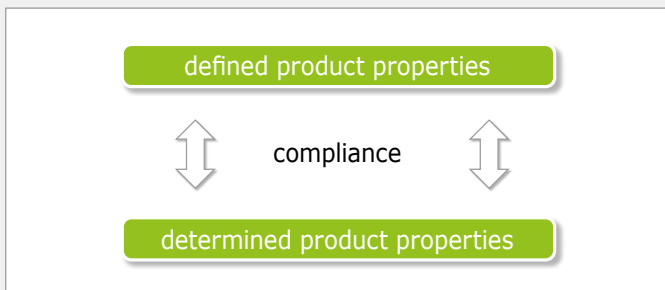
When Size Matters

For the characterization of bulk goods the knowledge of their particle size distributions is essential as it influences important physical and chemical properties such as solubility, flowability or surface reaction. In many industries traditional sieve analysis is the standard for production and quality control of powders and granules. Advantages of sieve analysis include easy handling, low investment costs, precise and reproducible results obtained in a relatively short time and the possibility to separate the particle size fractions. Therefore, sieving is equal with analysis methods based on laser diffraction or image processing which, due to the different measuring techniques, provide different results.

To guarantee a high degree of reproducibility and reliability, sieve shakers and accessories have to fulfill the requirements of national and international standards.

Sieve Analysis in Quality Control

The term "quality" describes the compliance of defined properties with the detected properties of a product as determined by tests. A product can be described as high-quality when a test ascertains that the desired properties lie within a given tolerance.



The particle sizes and their distribution within a material quantity – i.e. the fractions of particles of different sizes – have a crucial influence on physical and chemical properties and thus on the product quality. A few examples of properties which may be influenced by the particle size distribution:

- [Strength of concrete](#)
- [Taste of chocolate](#)
- [Dissolution properties of pills](#)
- [Flowability and solubility of washing powder](#)

These examples clearly show how important it is to know the particle size distribution, particularly within the context of quality assurance of bulk goods for production processes. If the particle size distribution changes during the production process the product properties, and thereby the quality, will change as well.

Some examples taken from everyday life show how closely particle size distribution is linked to product properties:

- If the particles of **ground filter coffee** are too coarse, the contained flavors cannot dissolve completely in hot water. This is due to the fact that only the flavors contained in the particle surface are washed out, and the taste of the coffee cannot fully develop. If the coffee is ground too fine, too many flavors, acids and bitter aromas are dissolved and deteriorate the taste.
- **Abrasive papers and grinding pastes** need abrasive agents with a very narrow particle size distribution. If the particles are too coarse, the paper/paste can leave deep grooves in the treated surface; if the particles are too fine, the grinding effect is reduced.
- **Activated carbon filters**, for example in respiratory masks, need a large reaction surface to efficiently absorb hazardous organic solvents from the air. If the particles in the filter are too coarse, efficient neutralization of the harmful vapors is not possible. If the particles are too fine, air permeability is reduced.



Sieving Methods


The sieving movement sets the sample in motion, making the particles hit the sieve mesh where they are “compared” with the apertures of every sieve. The probability of a particle passing through the sieve mesh is determined by the ratio of the particle size to the sieve aperture, its orientation and the number of encounters between the particle and the mesh openings.

Sieve cut

Single sieving is carried out with one test sieve of a defined mesh size and is used to determine the percentage of undersize and oversize to get a general idea of the sample characteristics. A particle size distribution in the actual sense is not obtained with this method.

Particle size analysis using a set of sieves

If more fractions are required, a set of sieves is used. The sieves are arranged in a stack with the mesh size increasing from bottom to top. The sample is then placed on the top sieve and is separated by the sieving process into different fractions.



Selecting the sieving method

The appropriate sieving method depends largely on the degree of fineness of the sample material (fig. 1). Dry sieving is the preferred method for the size range between 40 μm and 125 mm. However, the measurement range is limited by properties of the sample such as a tendency to agglomerate, density or electrostatic charge.

Wet sieving extends the measurement range to 20 μm . If wet sieving is not permitted, air jet sieving is an alternative which provides acceptable results down to 10 μm .

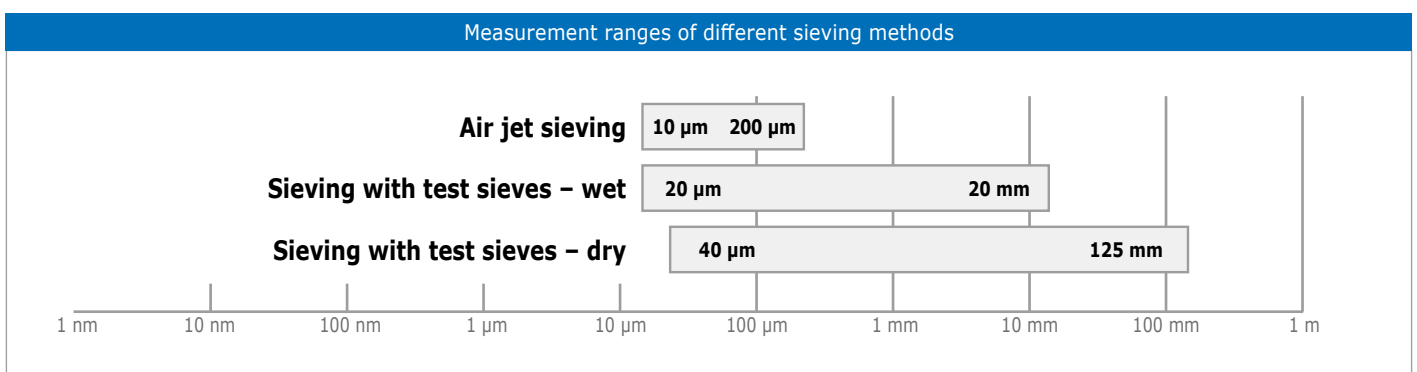


Fig. 1

Vibratory sieving

The sample is thrown upwards by the vibrations of the sieve and falls back down on the mesh. The amplitude indicates the vertical vibration height of the sieve. With vibratory sieving, the sample is subjected to a 3-dimensional movement, i.e. a circular motion superimposes the vertical throwing motion. As a result the sample is spread uniformly across the whole sieve area and the particles get a new orientation, passing the sieve apertures when falling back on the mesh. RETSCH "control" sieve shakers feature digital setting of amplitude and sieving time. During the sieving process, an integrated control unit performs a continuous comparison between the set and actual amplitude values thus ensuring reproducible sieving processes according to standards like DIN EN ISO 9000ff (see page 119 for wet sieving).

Horizontal sieving

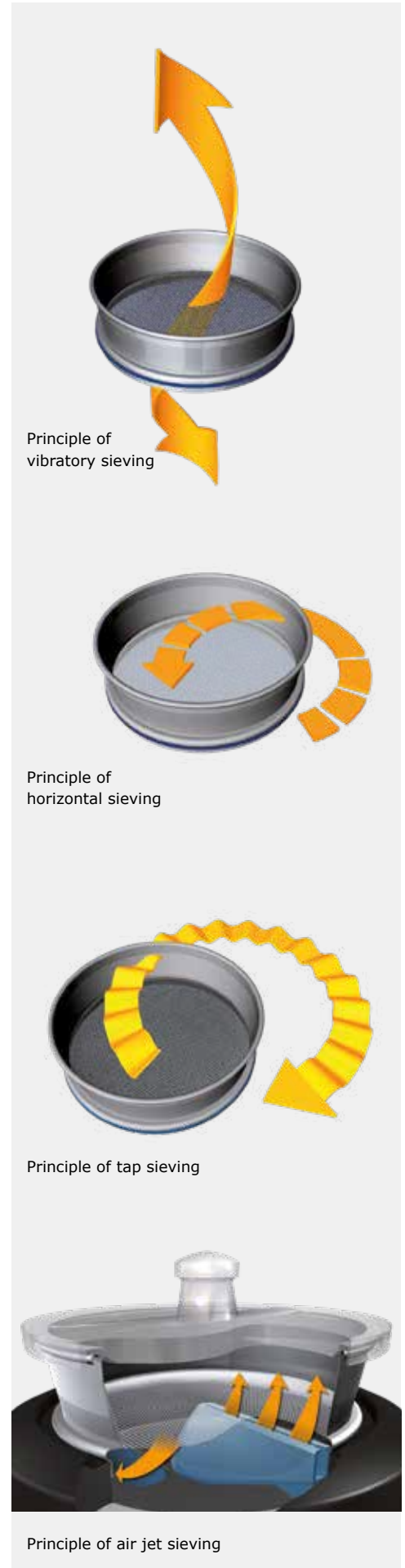
In a horizontal sieve shaker the sieves move in horizontal circles in a plane. Horizontal sieve shakers are preferably used for needle-shaped, flat, long or fibrous samples. Due to the planar sieving motion, most particles maintain their orientation on the sieve.

Tap sieving

In a tap sieve shaker a horizontal, circular movement is superimposed by a vertical tapping motion. Tap sieve shakers are specified in various standards for particle size analysis. The number of comparisons between particles and sieve apertures is substantially lower with tap sieving than with vibratory sieving (2.5 s^{-1} as compared to $\sim 50 \text{ s}^{-1}$) which results in longer sieving times. On the other hand, the tapping motion gives the particles a greater impulse which leads to a better separation efficiency for some materials. With low density materials, however, the fraction of fines obtained with tap sieving is lower.

Air jet sieving

The air jet sieve is used for single sieving, i.e. only one sieve is required for each sieving process (sieve cut). The sieve itself is not moved during the process. The material on the sieve is dispersed by a rotating jet of air: A vacuum cleaner connected to the sieving machine generates a vacuum inside the sieving chamber and sucks in fresh air through a rotating slit nozzle. When passing the narrow slit of the nozzle the air stream is accelerated and blown against the sieve mesh, dispersing the particles. Above the mesh, the air jet is distributed over the complete sieve. When the particles hit the sieve lid the air jet is redirected and agglomerates are dissolved. Thus the finer particles are transported through the mesh openings into the vacuum cleaner or, optionally, into a cyclone. When carrying out a sieve cut with air jet sieving the obtained undersize is determined by weighing the sample before and after sieving. If a size distribution curve is required, this procedure is continued with increasing mesh sizes. The oversize on the finer sieve is put on the sieve next in size and is sieved again.



Sieve Analysis Procedures

To obtain reproducible sieving results, it is essential that all steps of the sieving process are carried out with precise and reliable instruments (sieve shaker, balances). The evaluation software EasySieve® greatly reduces the time needed for recording and evaluating the data and also helps to minimize data transfer errors.

Sieve analysis comprises the following steps:

- Sampling
- Sample division (if required)
- Selection of suitable test sieves
- The actual sieving process
- Recovery of sample material
- Data evaluation
- Cleaning and drying of test sieves



Sampling / Sample Division

The importance of sampling is demonstrated in figure 2: Even if the analysis is carried out correctly, random sampling (e.g. with a scoop) leads to varying results which are not reproducible although the samples come from the same initial material. In the selected example the difference between the fractions of 1 mm and 2 mm is almost 20%.

Therefore, it is essential that sampling is carried out with utmost care. A basic requirement for reproducible sieve analysis is the extraction of a representative part sample from the bulk. Representative means that the properties of the part sample, in this case the particle size distribution, have to be identical with those of the bulk.

Sampling of large volumes of bulk materials, such as ship or train loads, may be difficult. To obtain a representative part sample, it is necessary to take samples from various locations and mix them together. Professional sample dividers with a marginal standard deviation should be used for this process (fig. 3).

A laboratory sample is often bigger than the amount of material a sieve shaker can process. The maximum batch size depends on various factors such as number and aperture size of the sieves, maximum particle size and width of distribution of the sample. The standard DIN 66165 provides more details, e.g. the maximum amount of oversize material which should remain on a square decimeter of the sieve bottom.

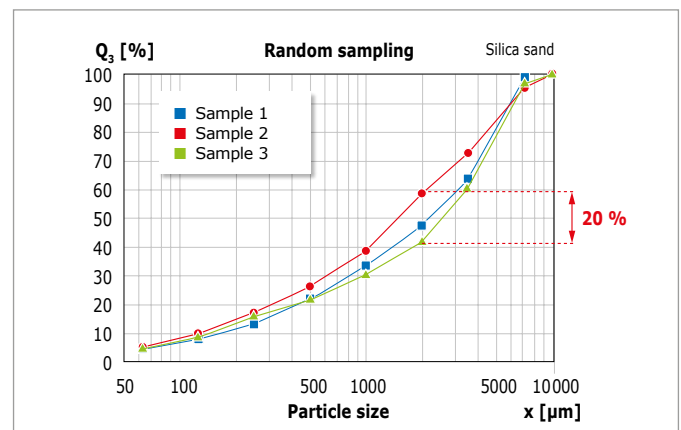


Fig. 2: Random sampling with a scoop: Three correct sieve analyses provide three different results

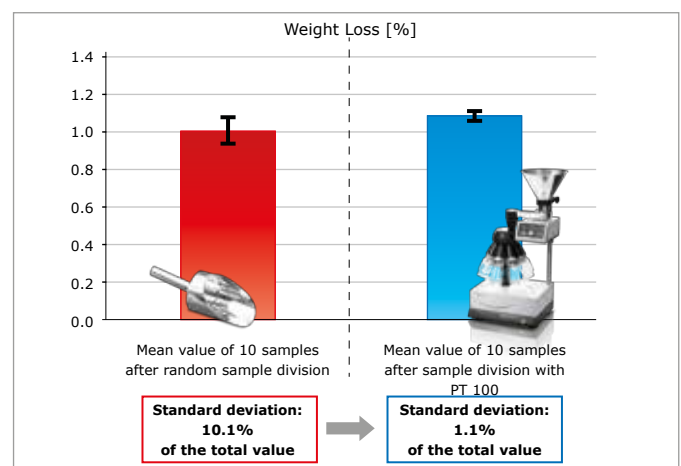


Fig. 3: The standard deviation, for example in a plastic sample analyzed for its moisture content, can be drastically reduced by using a sample divider.

Selection of the Sieves

The selection of the sieves depends on the sample quantity but also on the particle size distribution. The mesh sizes of the sieve stack should cover the complete size range of the sample in regular intervals. The wider the size range of the sample, the more sieves should be used. Relevant standards can help to determine the suitable mesh sizes.

Correct loading of the sieves ensures reproducible results!

Calculation of sieve load

The oversize on a sieve with a mesh size of 1 mm, for example, should not be more than 20 cm³ per square decimeter. For a 200 mm sieve that equals 63 cm³ oversize, for a 400 mm sieve it is 252 cm³. The maximum batch should not exceed twice the amount of the oversize value, i.e. a 200 mm sieve with mesh size 1 mm should not be filled with more than 126 cm³ sample material. By multiplying these values with the bulk density, the corresponding masses can be obtained.

mesh size	max. batch	max. permitted sieve oversize
25 µm	14 cm ³	7 cm ³
45 µm	20 cm ³	10 cm ³
63 µm	26 cm ³	13 cm ³
125 µm	38 cm ³	19 cm ³
250 µm	58 cm ³	29 cm ³
500 µm	88 cm ³	44 cm ³
1 mm	126 cm ³	63 cm ³
2 mm	220 cm ³	110 cm ³
4 mm	346 cm ³	173 cm ³
8 mm	566 cm ³	283 cm ³

Examples for the maximum batch and permitted sieve oversize for 200 mm sieves (according to DIN 66165)

IMPORTANT: For a sieve analysis at least one complete part sample, obtained by sample division, is needed.

Sieve Analysis Step by Step

- Select sieves and sieve pan
- Ascertain the empty weights of sieves and sieve pan*
- Stack sieves with increasing mesh size on the sieve pan
- Weigh the sample and place it on upper sieve (largest mesh size), observing the maximum load*
- Place sieve stack with sample on sieve shaker and clamp it
- Set amplitude and sieving time*
- Start the sieve analysis*
- When the sieving time is over weigh each sieve and pan with the corresponding sample fraction*
- Determine the mass and percentage of each fraction*
- Evaluation*

*The evaluation software EasySieve® automatically records the weights and allows for a quick and simple evaluation of the sieve analysis. All RETSCH sieve shakers of the "control" series can be controlled with EasySieve®.

Stacking of sieves (example)

The mesh sizes decrease from top to bottom.



Sample Recovery

When the sieve analysis is finished the sample is collected from the sieves. The fact that sieving provides single size fractions is a strong advantage over optical measurement systems. The fractions are not only analysis values but physically exist.

Data Evaluation

After mass and percentages of the single size fractions have been ascertained by weighing, the data is evaluated. This can be done manually or with the help of quick and reliable software such as RETSCH's EasySieve®.

Exemplary sieve analysis results

sieve [μm]	net weight [g]	weight after sieving [g]	difference [g]	percentage p_3 [%]	cumulative distribution Q_3 [%]
Pan	501	505.5	4.5	3	3
45	253	259	6	4	7
63	268	283	15	10	17
125	298	328	30	20	37
250	325	373	48	32	69
500	362	384.5	22.5	15	84
1,000	386	401	15	10	94
2,000	406	412	6	4	98
4,000	425	428	3	2	100
			= 150 g	= 100%	

Sieve cut

In some cases it may be sufficient to determine the percentage of oversize and undersize of a sample. This single sieving usually only serves as an orientation, e.g. to evaluate the results of a size reduction process. To obtain a sieve cut, a sieve with a defined mesh size and a collecting pan are subjected to the sieving motion; apart from that the whole process is comparable to sieving with a set of sieves. The sieve cut is also used for air jet sieving.

The difference between original sample weight and the cumulated single fractions is called sieving loss. According to DIN 66165 the sieving process must be repeated if the loss is greater than 1%.

The percentage mass fractions are graphically displayed as histograms (fig. 4). The example shows the greatest fraction (p_3) with 32% in the size range between 250 and 500 microns. By adding up the individual fractions and interpolation between the points of measurement the cumulative distribution curve Q_3 is obtained (fig. 5).

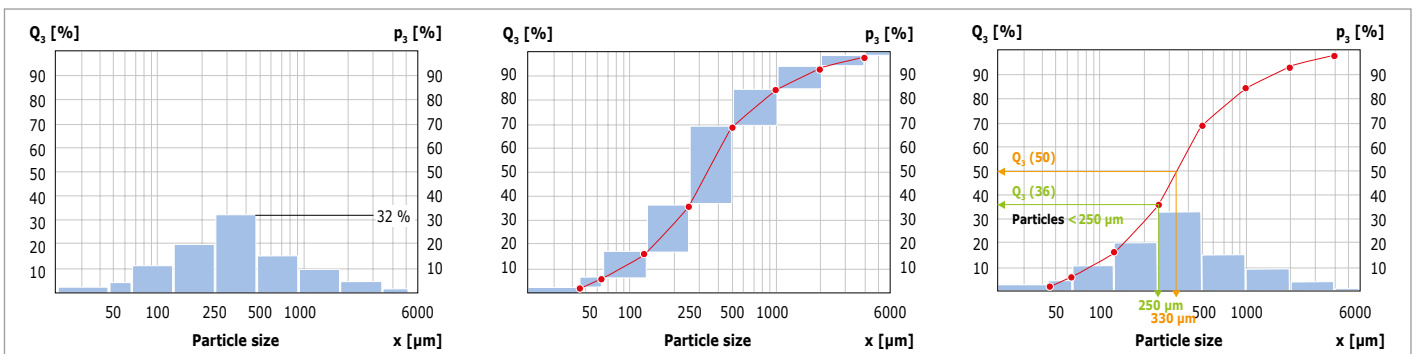


Fig. 4: Histogram of the single fractions

Fig. 5: Histogram with cumulative distribution curve

Fig. 6: Cumulative distribution curve with exemplary percentages

The cumulative curve in figure 6 can be interpreted as follows: The corresponding value of the particle size 250 μm on the y-axis is 36%. This means that 36% of the sample is smaller than 250 μm . To determine the median $Q_3(50)$ of the distribution, the corresponding particle size (330 μm) can be read off the x-axis, which means 50% of the sample are smaller than or equal 330 μm . The same method is applied to determine the results for different $x(Q_3)$ and $Q_3(x)$ values of the sample.

IMPORTANT: Sieving focuses on the equivalent diameter of a particle. If the particles are not spherical but, for example, longish they can pass vertically through the sieve apertures if they hit the mesh with the appropriate orientation. Thus it is possible that a fraction of particle sizes between 250 μm and 500 μm also contains particles which are longer than 500 μm . For such cases horizontal sieving is the preferred method.

Cleaning of Test Sieves

Test sieves are measuring instruments which should be treated with care before, during and after sieving.

- By no means should the sample be forced through the sieve mesh during the sieving process. Even a light brushing of the material – particularly through very fine fabric – may lead to changes of the mesh and damage the sieve wire gauze.
- When the sieving is done, near-mesh particles trapped in the sieve mesh are easily removed by turning the sieve up-side down and tapping it lightly on a table.
- Coarser fabrics with mesh sizes > 500 microns can be effectively cleaned dry or wet with a hand brush with plastic bristles. Possible damage of the wire gauze by these tools is highly unlikely.
- Sieves with a mesh size below 500 microns should generally be cleaned in an ultrasonic bath. The high intensity of ultrasound helps to remove near-mesh particles from the fine fabrics.
- Water together with a standard surfactant is recommended as cleaning agent. Cleaning in an ultrasonic bath usually takes about 2–3 minutes. After that the sieves have to be thoroughly rinsed with water and dried.
- It is generally not recommended to use strong lye or acid. Only in exceptional cases is it acceptable to use 5% acetic acid or sodium carbonate solution to remove finest particles from the sieve mesh. After such cleaning the sieves should be rinsed extra carefully with water to remove all possible residues which could cause corrosion.

Drying of Test Sieves

Drying cabinets of various sizes can be used for drying test sieves. It is recommended not to exceed a temperature of 80 °C. With higher temperatures especially the fine metal wire mesh could become warped; as a result, the tension of the fabric inside the sieve frame is reduced which makes the sieve less efficient.

RETSCHE's Fluid Bed Dryer TG 200 is particularly effective in drying test sieves with a diameter of 200/203 mm. The wet sieves are stacked together. A preheated variable air flow blows through the stack and accelerates the drying process. After only 3–5 minutes the sieves are dry and can be used again. Before cleaning or drying the sieves, the rubber or plastic seal rings have to be removed.

The correct handling, cleaning, drying and storing of the test sieves ensures their long service life and accuracy.



Ultrasonic Bath UR 3

Rapid Dryer TG 200

Optimizing Sieving Time and Amplitude/Speed

The ideal parameters for sieving time and amplitude/speed depend on the material to be sieved. They have a crucial influence on the sieving result.

Usually, national and international standards as well as internal regulations provide plenty of product-specific information about sieve analyses and the corresponding parameters. If such basic information cannot be obtained, the optimum sieving time and amplitude have to be determined experimentally.

Figure 7 shows the influence of the amplitude on the sieving result. Three trials were carried out: silica sand was sieved for 5 minutes with amplitudes of 0.5 mm, 1.2 mm and 2 mm. The highest sieve undersize is achieved with a 1.2 mm amplitude (more than 30% of the total sample is contained in the finest fraction <35 μm). There is a simple explanation for this result: if the amplitude is too low, the particles don't lift off high enough from the sieve which means they cannot orientate freely or move freely over the sieve area. If the amplitude is too high, the particles are thrown too high upwards and thus have less opportunity to compare themselves with the apertures of the sieve.

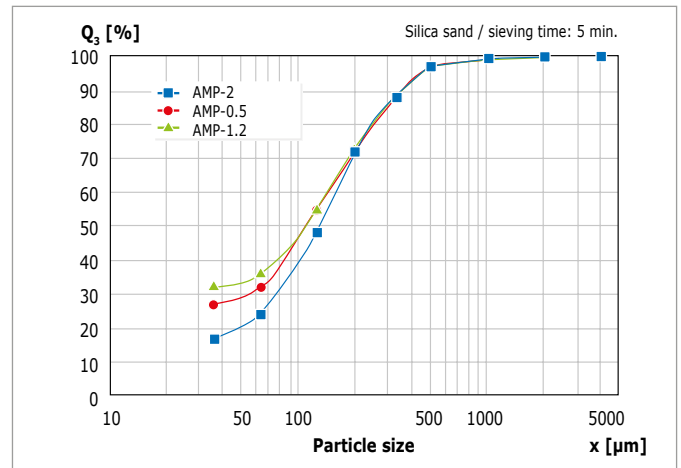


Fig. 7: The influence of different amplitudes on the sieving result

The effect of optimum amplitude is a state called statistical resonance (see fig. 8). The probability of a particle passing the mesh is at its maximum when the throw time corresponds to a period in the sieve vibration. In such a case the sieving material will be moved with a different orientation to a different sieve aperture with every single vibration, resulting in high separation efficiency and short sieving times.

The best results for sieves with a diameter of 200 mm/203 mm are usually achieved with amplitudes between 1.2 and 1.3 mm.

The optimal sieving time according to DIN 66165 is achieved if, after one minute of sieving, less than 0.1% of the feed quantity passes the sieve. If the undersize is larger, the sieving time should be prolonged.

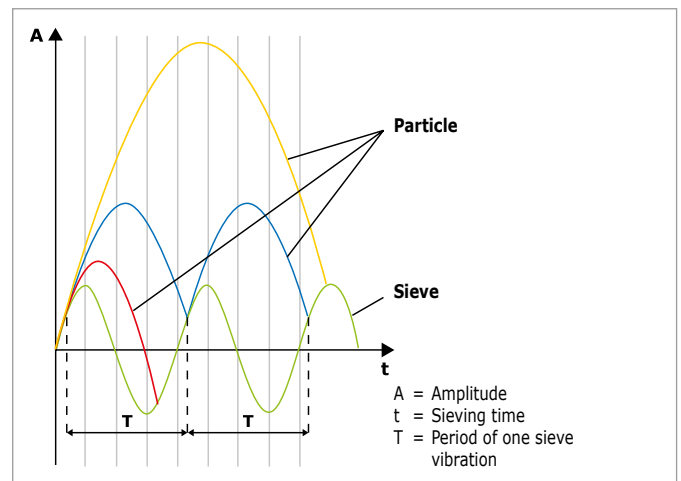


Fig. 8: Movement of particles in relation to sieve bottom;
 blue graph: particle is in statistical resonance with sieve bottom;
 red graph: particle falls down too quickly;
 yellow graph: particle was thrown up too high.

Sieving Aids to Support the Sieving Process



RETSCH offers chain rings, agate, steatite and rubber balls, brushes, polyurethane cubes.

Reciprocal effects between particles have a decisive influence on the „sieveability“ of the fines. Examples for these are intermolecular Van der Waals forces (dipole-dipole interaction), fluid bridges in samples with residual moisture or frictional effects caused by electrostatic charge (fig. 9). Adhesive forces cause agglomeration of the particles.

Agglomerates falsify the particle size distribution because instead of individual particles, collectives of particle are measured with the result that the percentage of coarse particles is too high. Sieving aids help to prevent the formation of agglomerates or to break them.

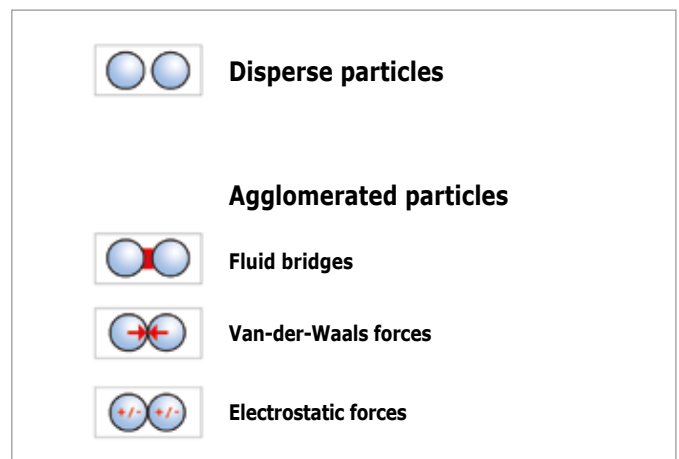


Fig. 9: Adhesive forces among particles which may affect the sieving result

There are three groups of sieving aids:

- Mechanical sieving aids (e.g. rubber cubes, brushes, agate, rubber or steatite balls, chain rings): They destroy agglomerates and dislodge wedged particles from the sieve mesh.
- Solid additives (e.g. talcum, Aerosil®) are mainly used for fatty, moist, sticky and oily products: They are mixed with the sample, attach themselves to the particle surface and bind the unwanted components. Their particle size is so small that their influence on the actual particle size analysis is marginal. It should be taken into account that the addition of solid matter to the sample will change its mass.
- Liquid additives (e.g. anti-static spray, benzene, alcohol, surfactant): They either reduce electrostatic charges, wash out fatty or oily components or reduce the surface tension in wet sieving processes.



Assisting

Sample Dividers **122**

PT 100, PT 200, PT 300, PT 600,
RT 6.5 – RT 100

Vibratory Feeder **126**

DR 100

Fluid Bed Dryer **127**

TG 200

Pellet Presses **128**

PP 25, PP 35, PP 40

Ultrasonic Baths **129**

UR 1, UR 2, UR 3

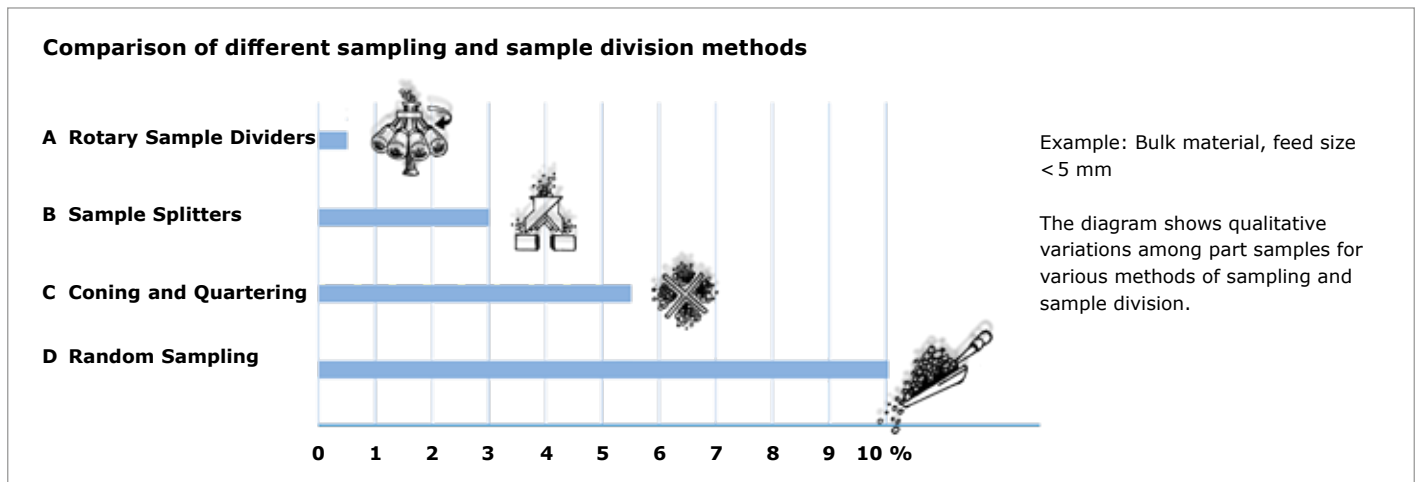
Testing Equipment **130**

Bond Index Tester BT 100



Assisting – The Key to Greater Efficiency in the Laboratory

From representative, reproducible sampling and sample division to uniform, continuous material feed; from efficient preparation of solid pellets for XRF analysis to rapid cleaning of grinding tools and test sieves to gentle sample drying: RETSCH offers a comprehensive range of useful assistants which enhance the performance of our mills and sieve shakers even further and ensure reliable analysis results.



RETSCH sample dividers divide all pourable solids up to 10 mm so accurately that the characteristic composition of each fraction of the sample corresponds exactly to that of the original bulk sample.

Sample Divider PT 100

Working with the RETSCH Sample Divider PT 100 is easy and convenient. Material feed with the Feeder DR 100 is automatic and synchronized: this means representative sample division right from the start. The sample is divided under consistent operating conditions every time.

- Representative and reproducible division thanks to reliable method
- Compact, maintenance-free and easy to clean due to modular design
- Digital time setting
- Convenient quick-release clamping system for sample vessels
- Automatic material feed via synchronized feeder DR 100
- Constant rotation thanks to speed monitoring
- Low noise drive



Sample Divider PT 100

Sample Divider PT 200

The RETSCH Rotating Tube Divider PT 200 is an indispensable tool for representative dust-free division and volume reduction of large bulk samples. It is suitable for powdered or granular bulk materials with particle sizes up to 10 mm. The rotating tube divider is available with bottom cones for 1, 2 or 3 samples. The slot width adjusts the ratio of the fractions and therefore the amount of the part sample.

- Exact dividing method ensures representative and reproducible results up to 30 l
- Compact, maintenance-free and easy to clean due to modular design
- Digital time setting and automatic material feed via synchronized feeder
- Constant rotation thanks to speed monitoring
- Low noise drive
- Extraction of 1–3 part samples
- Dividing process according to DIN 51701/T 4
- Batch and continuous operation possible



Sample Divider PT 200



The Sample Divider PT 100 is available with different dividing heads and sample vessels

Sample Divider PT 300 and PT 600

The Rotating Sample Dividers PT 300 and PT 600 are specially designed for representative, dust-free division and volume reduction of large amounts of powdered or granular bulk materials. The selection of different dividing modules determines the dividing ratio and thus the sample amount.

Operation of the PT 300 and PT 600 is easy and convenient. The vibratory feeder ensures automatic and synchronized sample feeding which means representative division right from the start. The sample material is always divided under consistent conditions.

- Representative and reproducible results thanks to reliable dividing method
- Compact, maintenance-free and easy to clean due to the modular design
- Digital time and speed setting
- Quick and easy handling of dividing segments
- Constant rotation
- Low-noise drive

The RETSCH sample dividers PT 300 and PT 600 divide all pourable solids up to 30 mm so accurately that the characteristic composition of each fraction of the sample corresponds exactly to that of the original bulk sample.

Benefits

- Exact dividing, also of larger quantities
- Modular design
- Variable speed
- Extraction of 4 - 10 samples for batch processing
- Extraction of 1 sample for continuous processing with reject
- Vibratory feeder with push-fit feed chute for easy cleaning

Typical Sample Materials

Soil, construction materials, chemicals, fertilizer, filling material, grain, coffee, flour, metal powder, minerals, nuts, seeds, sand, washing powder, cement clinker etc.



Sample Divider PT 300 / 600

Accessories and options

Various dividing modules and collecting receptacles are available for the PT 300 and PT 600.



Module for 1 part sample with reject

Module for 8 part samples without reject

Sample Dividers at a Glance

	Sample Dividers				
					
Model	PT 100	PT 200	PT 300	PT 600	RT 6.5-RT 100

Applications	sample division/reduction	sample division/reduction	sampling, sample division & reduction	sampling, sample division & reduction	sample division
Feed material	bulk materials	bulk materials	bulk materials	bulk materials	bulk materials
Feed size*	< 10 mm	< 10 mm	< 30 mm	< 30 mm	< 4-50 mm
Rotary speed	110 min ⁻¹	50 min ⁻¹	18-53 min ⁻¹	18-53 min ⁻¹	
Number of divisions, module without reject	6, 8 or 10	1, 2 or 3	4, 6, 8 or 10	4, 6, 8 or 10	2
Volume of segments, module without reject	30, 100, 250, 500 ml	250, 500 ml, 30 l	3,000 ml, 3,750 ml, 5,000 ml, 7,500 ml	6,000 ml, 7,500 ml, 10,000 ml, 15,000 ml	0.3 l, 1.5 l and 8 l
Number of divisions, module with reject	-	1, 2 or 3	1	1	-
Volume of segments, module with reject	-	30, 100, 250, 500 ml	3,000 ml, 7,500 ml	6,000 ml, 15,000 ml	-
Hopper volume	3.5 liter	3.5 liter	30 liter	60 liter	
W x H x D	580 x 910 x 420 mm	520 x 1,050 x 551 mm	1,180 x 1,510 x 750 mm	1,180 x 1,670 x 780 mm	
Net weight	33.5 kg	46 kg	209	258 kg	
More information on					

*depending on feed material and instrument configuration

Sample Splitters RT 6.5-RT 100

RETSCH sample splitters are used for the simple division and reduction of bulk materials of all kinds. Sample splitters are ideal for on-site reduction of samples. They are easy to use and clean and do not need an electrical power supply.

- Accurate manual dividing process
- For use in the laboratory and on-site
- Robust; easy and quick cleaning
- Available in 7 sizes



Sample Splitters RT 6.5-RT 75

Vibratory Feeder DR 100



The **RETSCH vibratory feeder** is used for the **uniform, continuous feeding and conveyance of pourable bulk materials and fine powders.**

The DR 100 feeds RETSCH mills and sample dividers, as well as balances and particle measuring devices, and it is also suitable for filling and dosing. Their performance, adaptability and compact design make these devices suitable for a great variety of applications.



Versatile Use



- 1 DR 100 with Sample Divider PT 100 and PT 200
- 2 DR 100 with Ultra Centrifugal Mill ZM 200



Vibratory Feeder DR 100

Vibratory Feeder at a Glance

	Vibratory Feeder
Model	DR 100
Applications	feeding, conveying
Feed material	bulk materials
Feed size*	up to 12 mm
Time setting	1 – 99 min digital, continuous operation
Volume flow*	max. 5 l/min, cont. adjustable (0–99 %)
More information on	

*depending on feed material and instrument configuration

Fluid Bed Dryer TG 200

The Fluid Bed Dryer TG 200 is used in quality control, sample preparation and Research & Development. It permits the gentle drying of organic, inorganic, chemical or pharmaceutical bulk materials without localized overheating.

The average drying time lies between 5 and 20 minutes which represents a substantial saving in time compared to other drying procedures. The TG 200 is suitable for drying a variety of materials such as coal, plastics, soil, pharmaceutical products or plants but also test sieves up to a diameter of 203 mm.



- 1 TG 200 for drying small volumes (3 x 0.3 l)
- 2 TG 200 for drying test sieves



Fluid Bed Dryer TG 200 (1 x 6 l)

Fluid Bed Dryer at a Glance

	Fluid Bed Dryer
Model	TG 200
Applications	drying
Feed material	bulk materials and solids, >63 µm
Temperature control	40–130 °C, continuously adjustable
Time setting	0–99 min digital, continuous operation
Container volume	1 x 6 l or 3 x 0.3 l
More information on	

Pellet Presses PP 25, PP 35, PP 40

RETSCH offers three models of pellet presses for the preparation of solid samples for XRF analysis.

The automated Pellet Press PP 40 is a floor model which features an individual pressure force regulation up to 40 t. The pellets are pressed into steel rings with outer diameters of 40 mm or 51.5 mm. It is also possible to use aluminum cups or do free pressing.

The automated Pellet Press PP 35 is a compact benchtop model with a pressure force up to 35 t. The pellets are pressed into steel rings with outer diameter of 40 mm. It is also possible to use aluminum cups with diameters of 32 mm or 40 mm or do free pressing.

The manual hydraulic Pellet Press PP 25 is a compact benchtop unit with 32 mm and 40 mm dies. It is used to produce free pellets or in aluminum cups.



Pellet Press PP 25



Pellet Press PP 35



Pellet Press PP 40

Pellet Presses at a Glance

	Pellet Presses		
	Model	PP 25	PP 35
Applications	production of pellets for spectral analyses		
Feed material	minerals, slag, ores, cement, raw material etc.		
Max. pressure force	25 t	35 t	40 t
Pellet diameters	32 mm, 40 mm*	inside: 32 mm, 35 mm* outside: 40 mm*	inside: 32 mm, 35 mm* outside: 40 mm, 51.5 mm*
Standard Operating Procedures (SOP)	-		
More information on			


*depending on feed material and instrument configuration/settings

Ultrasonic Baths UR 1, UR 2, UR 3

The **RETSCH** ultrasonic baths gently and intensively clean test sieves, glass and metal components and many other materials.

Further areas of application include the preparation of suspensions, e.g. for wet sieving, dispersion processes for chromatographic analyses and degassing of liquids.



 Cleaning, Dispersion, Degassing



Ultrasonic Baths UR 1, UR 2, UR 3

Ultrasonic Baths at a Glance

	Ultrasonic Baths		
	Model	UR 1	UR 2
Applications	cleaning, dispersion, degassing		
Feed material	sieves, glass and metal components, suspensions		
Volumes	6 l	42 l	45 l
for up to	1 sieve 200 x 50 mm/ 8" x 2"	1 sieve 450 x 100 mm	5 sieves 200 x 50 mm/ 8" x 2"
More information on			

Bond Index Tester BT 100



By determining the Bond Work Index it is possible to calculate the crushing/abrasion behavior of mineral samples. This knowledge is essential to define the required ball mill layout and production capacity.

The Ball Mill Work Index (BWI) is used for particle size determination in a size range from 3.35 mm down to 150 µm whereas the Rod Mill Work Index (RWI) is used for the size range from 12.5 mm down to 1.4 mm.

At least 15 to 20 kg sample material is required to simulate a closed grinding circuit in a ball or rod mill.

A successful Bond Index test begins with pre-crushing the sample material (e. g. minerals, drilling cores, concrete) in a jaw crusher. The material is then divided representatively and the required fractions (< 3.35 mm BWI or < 12.5 mm RWI) are obtained by sieve analysis.



Bond Index Tester BT 100

Ball Mill Module

The grinding drum of the Bond Index Ball Mill measures 12" x 12" and has well-rounded corners. The fixed speed is 70 min⁻¹; the number of rotations is freely adjustable.

The Bond Index conforming ball charge consists of:

- 43 x 1.45" balls
- 67 x 1.17" balls
- 10 x 1" balls
- 71 x 0.75" balls
- 94 x 0.61" balls

Rod Mill Module

The grinding drum for the Bond Index Rod Mill is 12" x 24" in size and has a wave-shaped design. The fixed speed is 46 min⁻¹; the number of rotations is freely adjustable.

The Bond Index conforming rod charge consists of:

- 6 rods of 1.25" diameter and 21" length
- 2 rods of 1.75" diameter and 21" length

Bond Index Tester at a Glance

Model	Bond Index Tester	
	BT 100 (Ball Mill Module)	BT 100 (Rod Mill Module)
Applications	quantification of grindability of ores and minerals	
Feed Material	< 3.35 mm	< 12.50 mm
Speed*	70 min ⁻¹	46 min ⁻¹
Number of rotations	freely adjustable	freely adjustable
Drum volume	21.7 liters	43.4 liters
W x H x D	1,500 x 1,260 x 765 mm	1,500 x 1,260 x 765 mm
Net weight	295 kg	295 kg
More information on		

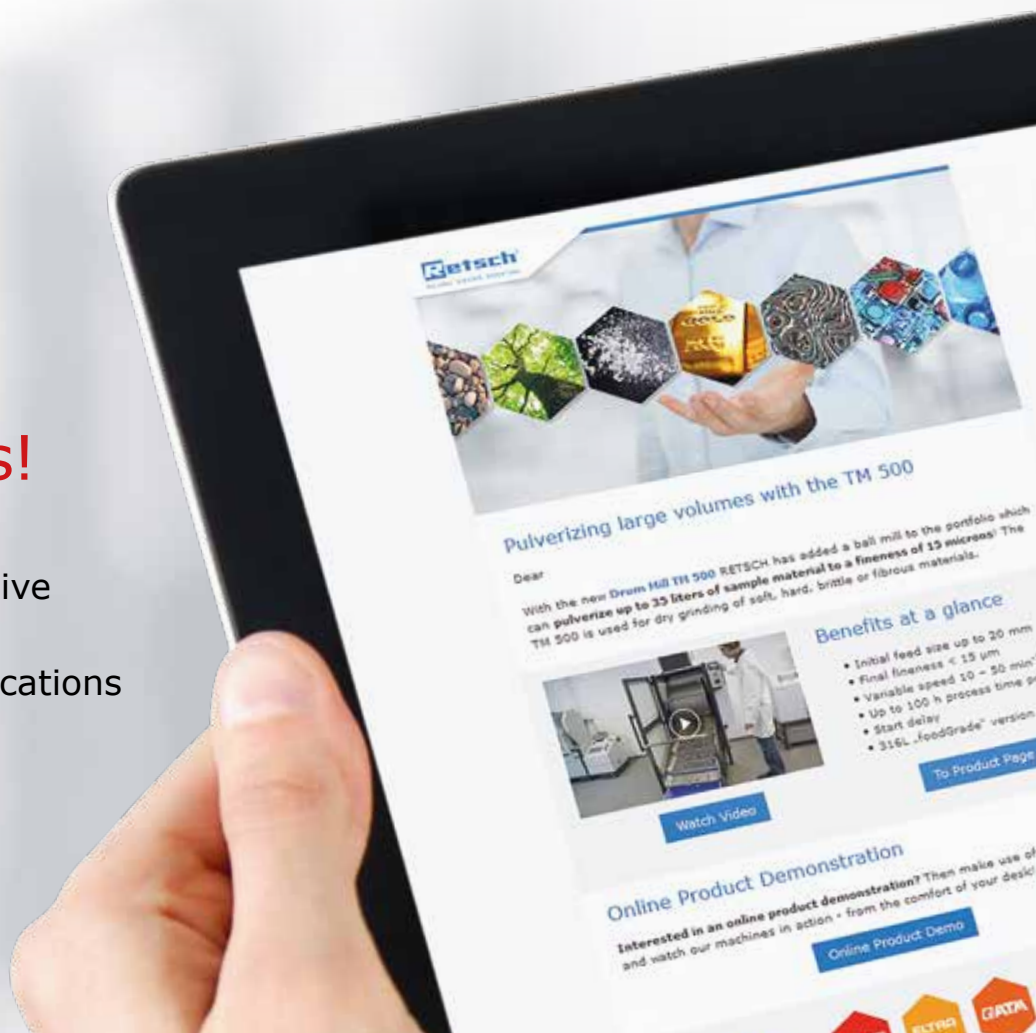
*For grinding processes the speed can be adjusted from 1 to 80 rpm

Model	Description	Page
A		
AS 200 basic	Vibratory Sieve Shaker	92
AS 200 control	Vibratory Sieve Shaker	93
AS 200 digit cA	Vibratory Sieve Shaker	92
AS 200 jet	Air Jet Sieving Machine	102
AS 200 tap	Tap Sieve Shaker	100
AS 300 control	Vibratory Sieve Shaker	94
AS 400 control	Horizontal Sieve Shaker	98
AS 450 basic	Vibratory Sieve Shaker	95
AS 450 control	Vibratory Sieve Shaker	95
B		
BB 50	Jaw Crusher	12
BB 100	Jaw Crusher	13
BB 200	Jaw Crusher	13
BB 250	Jaw Crusher	14
BB 300	Jaw Crusher	13
BB 400	Jaw Crusher	14
BB 500	Jaw Crusher	15
BB 600	Jaw Crusher	16
C		
CAMSIZER M1	Static Particle Analyzer	108
CAMSIZER P4	Dynamic Particle Analyzer	106
CAMSIZER X2	Dynamic Particle Analyzer	106
CryoMill	Mixer Mill	50
D		
DM 200	Disc Mill	42
DM 400	Disc Mill	42
DR 100	Vibratory Feeder	126
E		
E_{max}	High Energy Ball Mill	58
G		
GRINDOMIX GM 200	Knife Mill	30
GRINDOMIX GM 300	Knife Mill	31
M		
MM 200	Mixer Mill	52
MM 400	Mixer Mill	53
MM 500	Mixer Mill	54

Model	Description	Page
P		
PM 100	Planetary Ball Mill	60
PM 100 CM	Planetary Ball Mill	60
PM 200	Planetary Ball Mill	60
PM 400	Planetary Ball Mill	60
PM 400 MA	Planetary Ball Mill	60
PP 25	Pellet Press	128
PP 35	Pellet Press	128
PP 40	Pellet Press	128
PT 100	Sample Divider	122
PT 200	Sample Divider	123
PT 300	Sample Divider	124
PT 600	Sample Divider	124
R		
RM 200	Mortar Grinder	40
RS 200	Vibratory Disc Mill	44
RS 300	Vibratory Disc Mill	45
RT 6.5 – RT 75	Sample Splitter	125
S		
SK 300	Cross Beater Mill	26
SM 100	Cutting Mill	34
SM 200	Cutting Mill	35
SM 300	Cutting Mill	36
SM 400	Cutting Mill	37
SR 300	Rotor Beater Mill	24
T		
Test Sieves		104
TG 200	Fluid Bed Dryer	127
TM 300	Drum Mill	64
TWISTER	Cyclone Mill	28
U		
UR 1	Ultrasonic Bath	129
UR 2	Ultrasonic Bath	129
UR 3	Ultrasonic Bath	129
X		
XRD-Mill McCrone	XRD-Mill	48
Z		
ZM 200	Ultra Centrifugal Mill	20

Sign up for our newsletters!

You will occasionally receive exclusive information on seminars/webinars, applications and product news.



Алматы (7273)495-231
Ангарск (3955)60-70-56
Архангельск (8182)63-90-72
Астрахань (8512)99-46-04
Барнаул (3852)73-04-60
Белгород (4722)40-23-64
Благовещенск (4162)22-76-07
Брянск (4832)59-03-52
Владивосток (423)249-28-31
Владикавказ (8672)28-90-48
Владимир (4922)49-43-18
Волгоград (844)278-03-48
Вологда (8172)26-41-59
Воронеж (473)204-51-73
Екатеринбург (343)384-55-89

Ижевск (3412)26-03-58
Иваново (4932)77-34-06
Иркутск (395)279-98-46
Казань (843)206-01-48
Калининград (4012)72-03-81
Калуга (4842)92-23-67
Кемерово (3842)65-04-62
Киров (8332)68-02-04
Коломна (4966)23-41-49
Кострома (4942)77-07-48
Краснодар (861)203-40-90
Красноярск (391)204-63-61
Курск (4712)77-13-04
Курган (3522)50-90-47
Липецк (4742)52-20-81

Киргизия (996)312-96-26-47

Магнитогорск (3519)55-03-13
Москва (495)268-04-70
Мурманск (8152)59-64-93
Набережные Челны (8552)20-53-41
Нижний Новгород (831)429-08-12
Новокузнецк (3843)20-46-81
Ноябрьск (3496)41-32-12
Новосибирск (383)227-86-73
Омск (3812)21-46-40
Орел (4862)44-53-42
Оренбург (3532)37-68-04
Пенза (8412)22-31-16
Петрозаводск (8142)55-98-37
Псков (8112)59-10-37
Пермь (342)205-81-47

Россия (495)268-04-70

Ростов-на-Дону (863)308-18-15
Рязань (4912)46-61-64
Самара (846)206-03-16
Саранск (8342)22-96-24
Санкт-Петербург (812)309-46-40
Саратов (845)249-38-78
Севастополь (8692)22-31-93
Симферополь (3652)67-13-56
Смоленск (4812)29-41-54
Сочи (862)225-72-31
Ставрополь (8652)20-65-13
Сыктывкар (8212)25-95-17
Сургут (3462)77-98-35
Тамбов (4752)50-40-97
Тверь (4822)63-31-35

Казахстан (772)734-952-31

Тольяти (8482)63-91-07
Томск (3822)98-41-53
Тула (4872)33-79-87
Тюмень (3452)66-21-18
Улан-Удэ (3012)59-97-51
Ульяновск (8422)24-23-59
Уфа (347)229-48-12
Хабаровск (4212)92-98-04
Чебоксары (8352)28-53-07
Челябинск (351)202-03-61
Череповец (8202)49-02-64
Чита (3022)38-34-83
Якутск (4112)23-90-97
Ярославль (4852)69-52-93